

THE HIGH COURT OF ORISSA, CUTTACK

NOTIFICATION

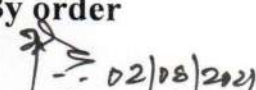
No. XXXIII-22/2016-20- 8834 / Dated: 02.08.2021

It is hereby notified that with effect from 02.08.2021, the facility for making online payment of Fine shall be available for litigants in the District & Subordinate Courts of the State connected to CIS (Case Information System).

e-payment of Court fine can be made by visiting the portal <https://pay.ecourts.gov.in>

The procedure for e-payment of Court fine has been described in Annexure-A. The said procedure can also be referred to in the Court's website at the link <https://www.orissahighcourt.nic.in/epay-fine/>

By order


- 02/08/2021
Registrar General

No. XXXIII-22/2016-20- 8835 (150)

Dated: 02.08.2021

Copy forwarded to:-

1. All Officers of the Court
2. Assistant Registrar-cum-Sr. Secretary to Hon'ble the Chief Justice.
3. Sr. Secretaries/ Secretaries/ P.As attached to Hon'ble Judges to place before their Lordships for kind information.
4. All S.R/ A.S.R & O.C/ Superintendents/ Section Officers of the Court.
5. Peskar, Lawzima Court.
6. Sr. Technical Director, NIC/ Superintendent, Computer Section to upload in the website of Orissa High Court.
7. Notice Board.

for kind information and necessary action.


Dat 2-8-21
Central Project Coordinator

No. XXXIII-22/2016-20-8836(39)

Dated: 02.08.2021

Copy forwarded to:-

1. Chief Secretary to Govt. of Odisha, Bhubaneswar
2. Advocate General, Odisha, Cuttack
3. Additional Chief Secretary in Home Department, Govt. of Odisha
4. Principal Secretary to Govt. of Odisha, Law Department, Bhubaneswar
5. Principal Secretary to Govt. of Odisha, Finance Department, Bhubaneswar
6. All District Judges with a request to intimate Judicial Officers and Bar Associations of the respective Districts and to publish the user manual/procedure for e-payment of fine in District Court website for information of all concerned.
7. Director, Odisha Judicial Academy, Cuttack
8. Member Secretary, Odisha State Legal Services Authority, Cuttack
9. The Chairman, Odisha State Bar Council, Cuttack
10. President, Orissa High Court Bar Association, Cuttack

for information and necessary action.


Central Project Coordinator



HIGH COURT OF ORISSA, CUTTACK

e-Pay – Digital Payment of Fine

<https://pay.ecourts.gov.in/>

INTRODUCTION

The facility of online payment of Fine in District & Subordinate Courts of Orissa has been started on ePay Portal (<https://pay.ecourts.gov.in>) along-with earlier available facility of Court Fees.

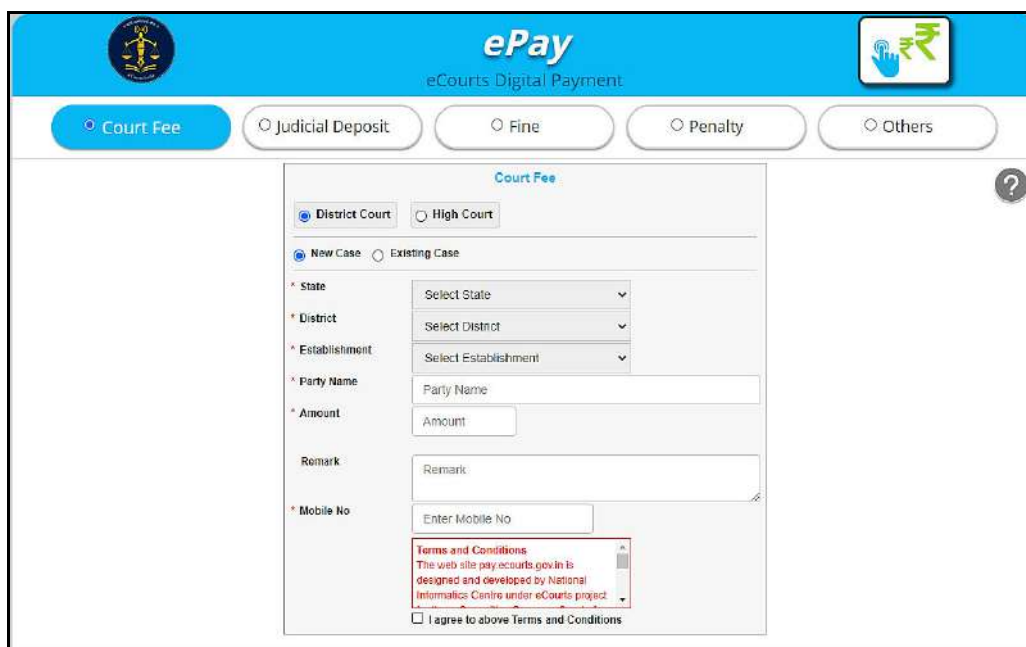
ePay Portal is directly integrated with IFMS Odisha, e-Receipt 2.0 of Directorate of Treasuries and Inspection, Finance Department, Government of Odisha. This facility may be availed through Net-banking, Debit/ Credit Cards and BHIM UPI.

This facility is available 24X7 and can be availed anywhere anytime to online deposit the amount of fine as ordered by concerned Court.

Receipt of Payment of Fine generated from ePay portal will be submitted by the litigant/ learned advocate in the concerned Court. The payment will be verified by the Court Staff using the facility provided in the NJDG intra dashboard.

PROCESS FOR e-PAYMENT OF FINE

1. Open URL <https://pay.ecourts.gov.in> in browser (Google Chrome, Firefox etc.), following screen will be displayed.



The screenshot shows the 'ePay' portal interface. At the top, there is a blue header with the 'ePay' logo and 'eCourts Digital Payment' text. Below the header, there are five buttons: 'Court Fee', 'Judicial Deposit', 'Fine', 'Penalty', and 'Others'. The 'Court Fee' button is highlighted in blue. The main content area is titled 'Court Fee' and contains a form with the following fields: 'District Court' (selected) and 'High Court' (unselected) radio buttons; 'New Case' (selected) and 'Existing Case' (unselected) radio buttons; 'State' (dropdown menu); 'District' (dropdown menu); 'Establishment' (dropdown menu); 'Party Name' (text input); 'Amount' (text input); 'Remark' (text area); and 'Mobile No' (text input). At the bottom of the form, there is a 'Terms and Conditions' section with a checkbox for 'I agree to above Terms and Conditions'.

2. Choose Fine as Payment type.



The screenshot shows the 'ePay' portal interface. At the top, there is a blue header with the 'ePay' logo and 'eCourts Digital Payment' text. Below the header, there are five buttons: 'Court Fee', 'Judicial Deposit', 'Fine', 'Penalty', and 'Others'. The 'Fine' button is highlighted in blue and has a red box around it. The main content area is titled 'Fine' and contains a form with the following fields: 'CNR' (selected) and 'Case No.' (unselected) radio buttons; 'CNR Number' (text input) with a 'Go' button; 'Amount' (text input); and 'Mobile No' (text input). At the bottom of the form, there is a 'Terms and Conditions' section with a checkbox for 'I agree to above Terms and Conditions'.

3. NOTE:- Fine can only be paid for existing cases.

4. For identifying the existing case, choose from “CNR Number” OR “Case Number”
5. CNR Number is a unique 16-digit alphanumeric number, which is assigned to each case filed to accurately identify any case in India. CNR number can be found from eCourt services website or from Kiosks located in Court premises, you may also contact concerned court staff for CNR number.
6. For finding Case Particulars through CNR Number simply type unique 16 Digit CNR number and then Click on GO to display case particulars. Kindly verify particulars before proceeding.
7. For finding case particulars through Case Number, Select State(Orissa)→ Relevant District → Relevant Establishment → Case Type and then enter Case Number and Year and Click on GO to display case particulars. Kindly verify particulars before proceeding.

The screenshot displays the 'ePay' interface for 'eCourts Digital Payment'. The main navigation bar includes 'Court Fee', 'Judicial Deposit', 'Fine' (selected), 'Penalty', and 'Others'. The 'Fine' section is active, showing a form with the following details:

- Selection:** CNR, Case No.
- State:** Orissa
- District:** Anugul
- Establishment:** District and Sessions Judge, Anu
- Scheme:** 0070-01-102-0049-02215-000-Fl
- Case Type:** Criminal Complaint
- Case Number:** 1
- Year:** 2018
- Go Button:** A blue circular button with 'Go' text.
- Court No.:** 1
- Designation:** DISTRICT & SESSIONS JUDGE
- Party:** M's Q... d Engineering
- Amount:** 1
- Mobile No:** 9 8
- Terms and Conditions:** A red-bordered box containing text about the website's design and development.
- Agreement:** A checked checkbox labeled 'I agree to above Terms and Conditions'.
- Generate OTP:** A button to generate a one-time password.
- Enter OTP:** A field containing '5/54' and a 'Verify' button.
- Timer:** A digital timer showing '1:36'.
- OTP Status:** A red message at the bottom stating 'OTP Sent to your mobile number'.

8. Thereafter, choose the name of party who is depositing Fine in Case from dropdown list, if party name is not in drop-down list or any new party is depositing fine then enter name in "Enter New Party Name" box.
9. Enter Amount of Fine as implicated by Court and Mobile Number.
10. Select the check box for "I Agree to above Terms and Conditions".
11. Click on Generate OTP Line and an OTP will be received on your mobile.
12. Enter OTP and click on "Verify" button. If OTP is not received, user can regenerate the OTP after 2 minutes.
13. After verification, the user will be redirected to the page of IFMS Odisha (e-Receipt 2.0) for payment the amount of fine.

Confirm Details

Please check the entered details before proceeding to payment.

Head of Account	Purpose	Amount	Challan Number	Challan Date
0079-91-102-0049-02215-000	Fines and Confiscation	1.00		

Department Specific Information

Department Reference ID: FC 43L
 Additional Information 1: OE 21
 Additional Information 2: OI 018
 Additional Information 3: Criminal Complaint/0000001/2018
 Additional Information 4: GF
 Additional Information 5: District and Sessions Juc. Ut
 Additional Information 6: AN XS

Depositor Details

Depositor Name: M/s Engineering Pvt
 Address Line1: NA
 Address Line2: NA
 State: NA
 District: NA
 Pin: 4
 Phone Number: 8
 Email: NA

Total Amount: 1.00

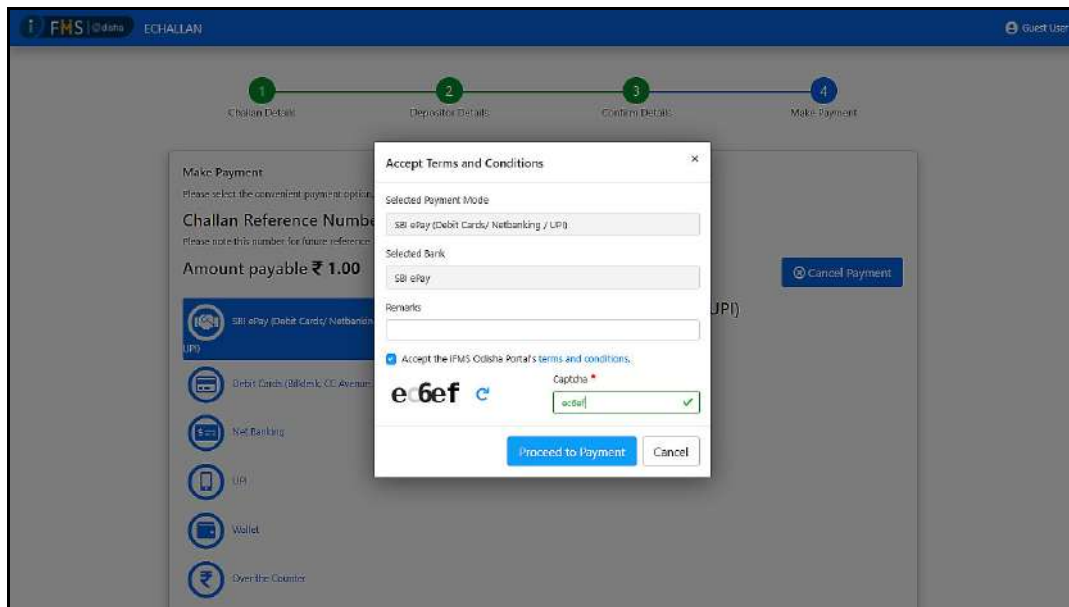
Depositor Identification

Identification Type:
 ID number:
 ID description:

[Previous](#) [Next](#)

Contact Us:
 1800 3456 739
 clicentrallocation@gmail.com
 Copyright © 2020, Directorate of Treasury and Inspection, Odisha
 Powered by TCS Limited

14. Thereafter, List of Banks/Payment Gateways integrated with IFMS Odisha (e-Receipt 2.0) will be displayed. Choose Payment Gateway option if you want to avail facility of payment through Credit/ Debit Card or Net banking from other banks associated with payment gateway and then click on “Proceed to Payment”.



15. After selecting appropriate payment option and providing the required details, click on “Pay Now” button to proceed further.

16. Make the payment to complete the transaction.

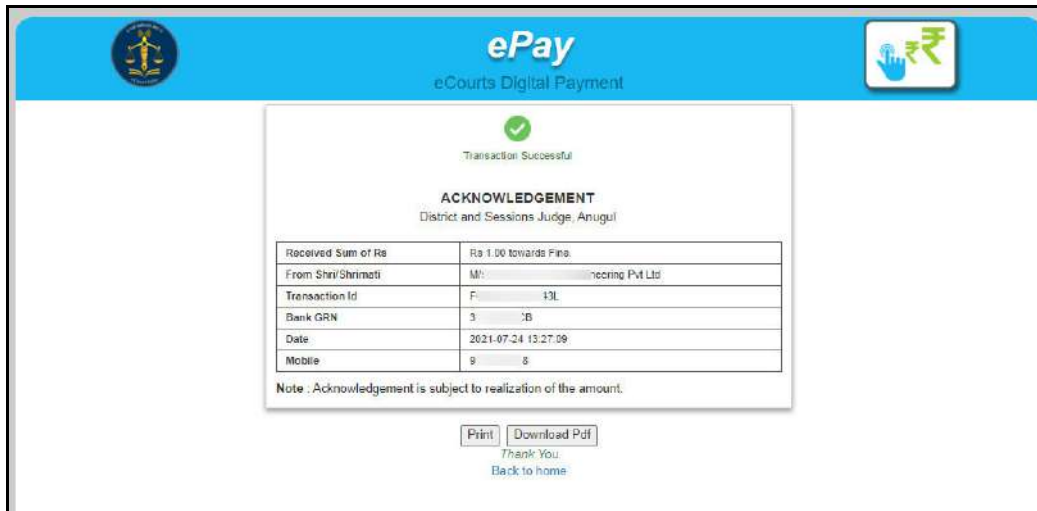
17. Payment successful message will be displayed by concerned bank.

18. Thereafter, bank will redirect back to IFMS Odisha (e-Receipt 2.0) website and IFMS will display a successful message and will also display Challan Receipt of IFMS Odisha (e-Receipt 2.0)

19. Click Back to Department web site button to return to ePay website.

20. ACKNOWLEDGMENT slip from eCourts ePay will be displayed like this, "Please Print" or "Download PDF". It is important to note that this PDF is

required as proof of payment of Fine. Therefore, do not forget to print or download this PDF.



21. Use this ACKNOWLEDGEMENT slip as proof of payment of fine and submit it in the concerned court. Court will verify it.

