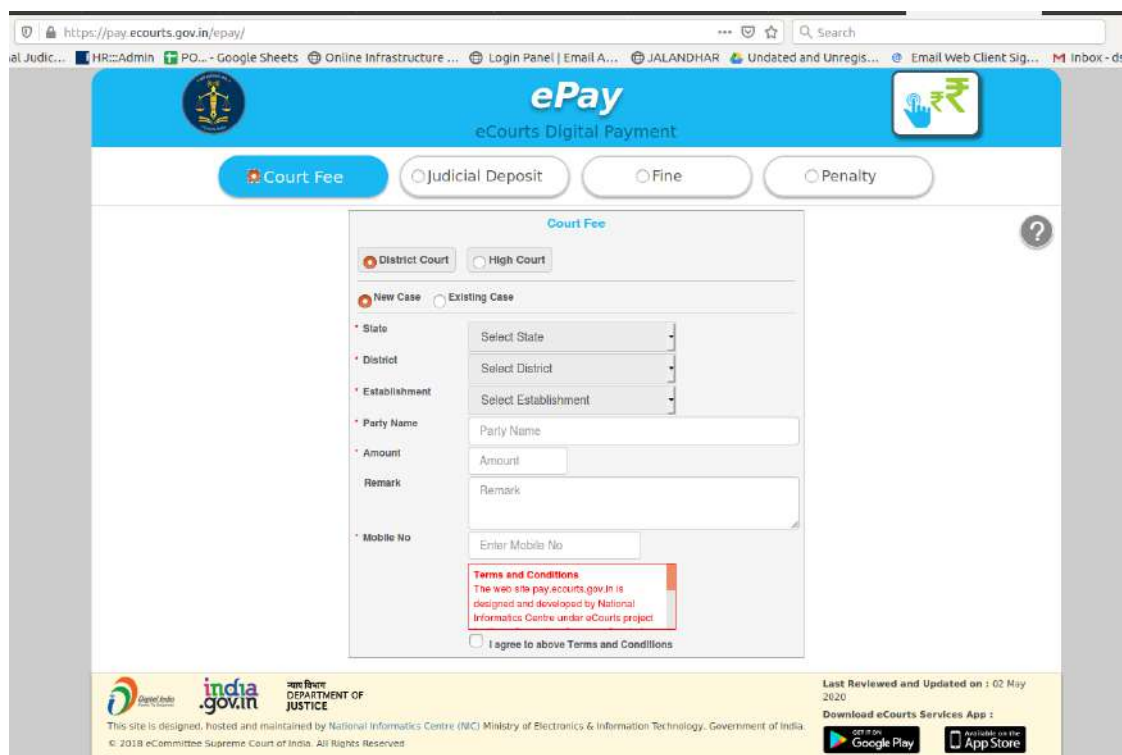


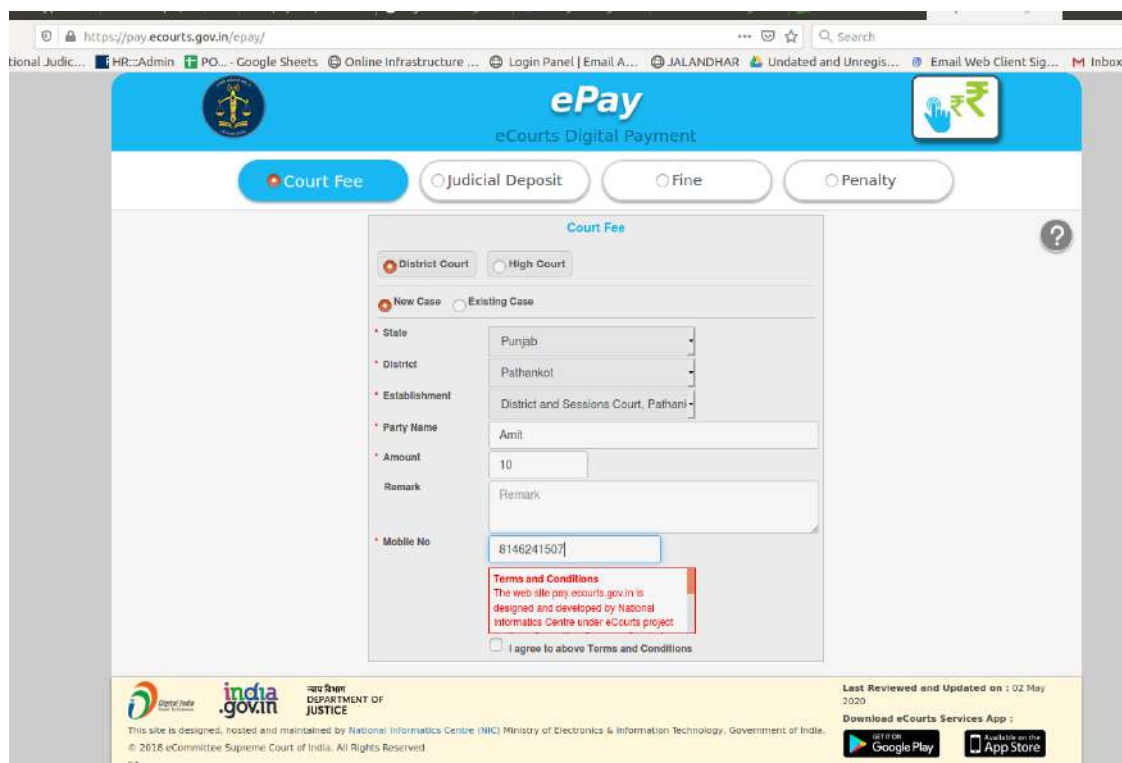
Steps for making e-payment of Court Fees online in Pathankot Sessions Division

1. Open the website <https://pay.ecourts.gov.in/epay/> on the mobile or computer for paying the Court fees online in new as well as existing cases pending in the Courts working in Pathankot Sessions Division.



The screenshot shows the 'ePay' interface for 'eCourts Digital Payment'. The 'Court Fee' section is active, with 'District Court' selected. The form is set to 'New Case'. The fields are: State (Select State), District (Select District), Establishment (Select Establishment), Party Name (Party Name), Amount (Amount), Remark (Remark), and Mobile No (Enter Mobile No). A 'Terms and Conditions' box is visible at the bottom of the form, stating: 'The web site pay.ecourts.gov.in is designed and developed by National Informatics Centre under eCourts project'. The footer includes the 'india.gov.in' logo, 'DEPARTMENT OF JUSTICE', and 'Last Reviewed and Updated on : 02 May 2020'. There are also links to download the 'eCourts Services App' from Google Play and the App Store.

2. In order to pay fees in new case click on New Case and then select State, District and select the establishment and enter the party name, amount, remarks if any and mobile number and then click on generate OTP.



The screenshot shows the 'ePay' interface for 'eCourts Digital Payment'. The 'Court Fee' section is active, with 'District Court' selected. The form is set to 'New Case'. The fields are filled out: State (Punjab), District (Pathankot), Establishment (District and Sessions Court, Pathankot), Party Name (Amit), Amount (10), Remark (Remark), and Mobile No (8146241507). A 'Terms and Conditions' box is visible at the bottom of the form, stating: 'The web site pay.ecourts.gov.in is designed and developed by National Informatics Centre under eCourts project'. The footer includes the 'india.gov.in' logo, 'DEPARTMENT OF JUSTICE', and 'Last Reviewed and Updated on : 02 May 2020'. There are also links to download the 'eCourts Services App' from Google Play and the App Store.

After generation of OTP, enter the one time password as received on your mobile number and click on verify.

The screenshot shows the 'ePay' portal interface for 'Court Fee'. The user has selected 'District Court' and 'New Case'. The form fields are filled with: State: Punjab, District: Pathankot, Establishment: District and Sessions Court, Pathankot, Party Name: Amit, Amount: 10, and Mobile No: 8146241507. A 'View Transaction' button is visible. Below the form, there is a red-bordered disclaimer: 'and Treasury Department of the respective State. Neither e-Committee nor National Informatics Centre will be responsible in any way for non-payment, non-receipt, losses that occur, etc. till the closure of the'. A checkbox is checked with the text 'I agree to above Terms and Conditions' and 'OTP Sent to your mobile number'. At the bottom, there is a 'Generate OTP' button and an 'Enter OTP' field with a 'Verify' button and a 1:38 timer.

After verification of mobile number, enter the payment type and accept the terms and conditions and the click on submit.



The screenshot shows the 'e-Payment System' interface. The 'Party Name' is 'PUNJAB GOVERNMENT' and the 'Party Transaction No.' is 'NPBM0012020203L'. Under 'Transaction Details', the 'Amount(A)' is 10 and the 'Amount to Pay (A+B)' is 10. The 'Payment Type' is 'Net Banking (Debit Card (VISA / MASTER / Maestro / RuPay) and LPI)'. A red-bordered disclaimer is present: 'Charges applicable for NetBanking is Rs.6 per transaction. For RuPay Debit Card NRI, charges and other debit cards (Visa, Master & Maestro) 0.9% are applicable on payable amount per transaction. Applicable taxes as per the latest Government notification. Taxes may change subject to Government directives. Best viewed in Internet Explorer 9+, Mozilla Firefox 28+, Google Chrome 30+'. A checkbox is checked with the text 'I accept all Terms and Conditions'. Below the disclaimer is a 'Disclaimer' section. At the bottom, there are 'Submit' and 'Cancel' buttons.

Then enter the payment mode for making the payment:-

Home - eCourt India Services | Pymet2

https://payment.atomtech.in/pymet2/agu/hs?tttype=NBFundTrans/er6temp?anid=3000921438838&token=4mCq5Chmd011 | PBMO010000332020

Most Visited | eCourts | eCommittee | e-mail | SMS | Supreme Court of India | HIGH COURTS | CIS | KIOSK | CCR | SMS | EMR | HR_ADMIN | Causelist | Moga_admin | Moga | Email_Automation | NJDG



PAYMENT MODE

- Debit Card
- Debit Card with ATM PIN
- Net Banking
- UPI

Debit Card


Debit Card Number: 01 2020 CVV

Name On Card

Bank Name

Cancel Pay Now

By clicking Pay Now you are agreeing to Terms & Conditions



Amount Payable

₹ 1.00

SHCIL-ESTAMPING

Transaction Id: EPSP60418094715305498

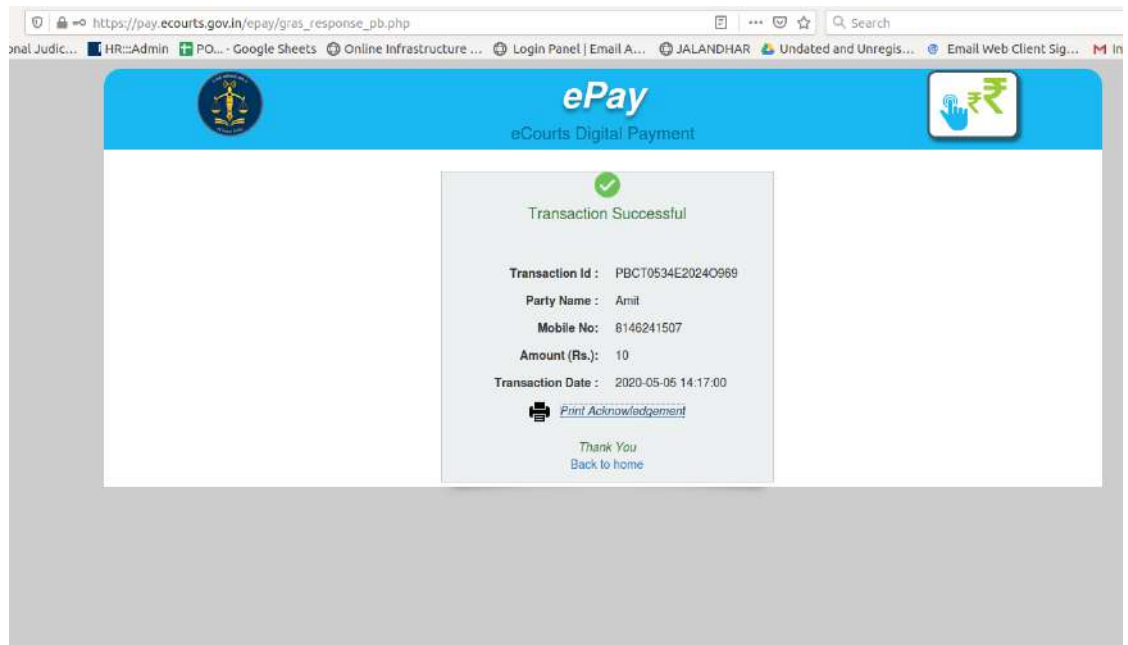
Amount: 1.00

Processing Fee: 0

GST: 0

* Processing Fee & GST are non refundable.

After making the necessary payment a transaction id of 17 digits is generated by the system(PBCT0534E2024O969) and print the acknowledgment by clicking on the print acknowledgment.



Submit the payment acknowledgment slip alongwith the application/case which is to be filed through email.

e-Court Fee Online Challan Government of Punjab	
District : Pathankot	Date & Time :05-MAY-2020 14:22:56
Establishment : District and Sessions Court, Pathankot	
Stockholding Reference No EPSPB0556052214694571	Party Transaction No NPBPO12020214L
Name of litigant :	Amit
e-Court Fee Receipt No :	PBCT0534E2024O969
e-Court Fee amount :	10 (Rupees Ten And Paise Zero Only)
 PBCT0534E2024O969	
