

## HOW TO MAKE ONLINE PAYMENT

1. After successful submission of the online application, Click on 'Make Payment' Button on recruitment page to make online payment.

ಅರ್ಜಿಯನ್ನು ಯಶಸ್ವಿಯಾಗಿ ಸಲ್ಲಿಸಿದ ನಂತರ, ಆನ್‌ಲೈನ್ ಪಾವತಿ ಮಾಡಲು ನೇಮಕಾತಿ ಪುಟದಲ್ಲಿ “ಪಾವತಿ ಮಾಡಿ” ಬಟನ್ ಕ್ಲಿಕ್ ಮಾಡಿ.



Mode of Payment. Application Fee Make Payment

Amount: For SC/ST/CAT-I and Physically Challenged are FEE Exempted  
For others Rs 200/- (Rupees Two Hundred Only)

2. On selection of make payment button, page will be re-directed to Online Payment portal Page here you have to enter the details as showed in the image.

ಪಾವತಿ ಬಟನ್ ಆಯ್ಕೆಗೆ, ಆನ್‌ಲೈನ್ ಪೇಮೆಂಟ್ ಪೋರ್ಟಲ್ ಪುಟವನ್ನು ಮರು ನಿರ್ದೇಶಿಸಲಾಗುವುದು. ಇಲ್ಲಿ ನೀವು ಕೆಳಗಿನ ಚಿತ್ರದಲ್ಲಿ ತೋರಿಸಿರುವಂತೆ ವಿವರಗಳನ್ನು ನಮೂದಿಸಿ.

3. Click Go Button to redirect into SBI Online Payment Portal.

'ಗೋ' ಗುಂಡಿಯನ್ನು ಒತ್ತುವ ಮೂಲಕ ಎಸ್.ಬಿ.ಐ ಆನ್‌ಲೈನ್ ಪಾವತಿ ಪುಟಕ್ಕೆ ರಿಡೈರೆಕ್ಟ್ ಆಗುವಿರಿ.



DISCLAIMER CLAUSE

डिस्क्लेमर क्लॉज़ हिंदी में देखने हेतु यहां क्लिक करें.

[Click here](#) to view the disclaimer clause in Hindi.

Terms Used:

- ▶ Corporate Customer: Firm/Company/Institution (F/C/I) collecting payment from their beneficiaries.
- ▶ User: The beneficiary making a payment to F/C/I for the services/goods availed.
- ▶ Bank shall not be responsible, in any way, for the quality or merchantability of any product/merchandise or any of the services related thereto, whatsoever, offered to the User by the Corporate Customer. Any disputes regarding the same or delivery of the Service or otherwise will be settled between Corporate Customer and the User and Bank shall not be a party to any such dispute. Any request for refund by the User on any grounds whatsoever should be taken up directly with the Corporate Customer and the Bank will not be concerned with such a request.
- ▶ Bank takes no responsibility in respect of the services provided and User shall not be entitled to make any claim against the Bank for deficiency in the services provided by the Corporate Customer.
- ▶ The User shall not publish, display, upload or transmit any information prohibited under Rule 3(2) of the Information Technology (Intermediaries guidelines) Rules, 2011.
- ▶ In case of non-compliance of the terms and conditions of usage by the User, the Bank has the right to immediately terminate the access or usage rights of the User to the computer system.

I have read and accepted the terms and conditions stated above.  
(Click Check Box to proceed for payment.)

Please Check the check box

Proceed


4 Select the terms and condition check box and click proceed.

ಷರತ್ತುಗಳನ್ನು ಪರಿಶೀಲಿಸಿ ಮುಂದುವರಿಯಲು ಪೋಸ್ಟೀಡ್ ಗುಂಡಿ ಒತ್ತಿ.

5. Select Payment category then click 'GO'.

ಆನ್‌ಲೈನ್ ನೇಮಕಾತಿ ಎಂದು ಪಾವತಿಯ ಪ್ರವರ್ಗವನ್ನು ಸೆಲೆಕ್ಟ್ ಮಾಡಿ.

State Bank Collect 30-May-2015 [11:56 AM IST]



**DISTRICT COURT KALABURAGI**  
DISTRICT COURT COMPLEX, KALABURAGI , , KALABURAGI-585102

**Provide details of payment**

Select Payment Category \*

Ref. Application No \*

Applicant Name \*

Date of Birth(ddmmyyyy) \*

Application Fee \*

Remarks

Please enter your Name, Date of Birth & Mobile Number. This is required to reprint your e-receipt / remittance(PAP) form, if the need arises.

Name \*

Date of Birth \*

Mobile Number \*


Enter the text as shown in the image \*


6 Click Confirm to confirm this transaction.

ಕನ್ಫಿರ್ಮ್ ಗುಂಡಿಯನ್ನು ಒತ್ತುವ ಮೂಲಕ ನಿಮ್ಮ ಟ್ರಾನ್ಸಾಕ್ಷನ್ ಅನ್ನು ದೃಢೀಕರಿಸಿ.

State Bank MOPS Pay through Online Net banking SBI/Other banks  
Multi Option Payment System State Bank Collect


**NET BANKING**


 Bank Charges: 11.4


 Bank Charges: 17.1

**CARD PAYMENTS**


This payment mode is not available between 23:30 hours IST and 00:30 hours IST


 State Bank ATM-cum-Debit Card Bank Charges: Rs 11.4

 Other Banks Debit Cards Bank Charges: Rs 12.54

 Credit Cards Bank Charges: Rs 12.54

**OTHER PAYMENT MODES**

 SBI BRANCH Bank Charges: Rs 57.0

 Buddy Bank Charges: Rs 5.75

To download e-Challan

Pay through SBI BUDDY App

6. Click on the proper payment option as above listed.

ಮೇಲೆ ನಮೂದಿಸಿರುವ ಪಾವತಿ ವಿಧಾನವನ್ನು ಆಯ್ಕೆ ಮಾಡಿ

7. The confirmed payment acknowledgement will showed as above.

ದೃಢಪಡಿಸಿದ ಪಾವತಿ ಸ್ವೀಕೃತಿ ಮೇಲಿನಂತೆ ತೋರಿಸುತ್ತದೆ.

08. If you have chosen Pre Acknowledgement Payment (PAP) Form (as showed in picture) please pay at any SBI bank.

ನೀವು ಪೂರ್ವ ಸ್ವೀಕೃತಿ ಪಾವತಿ (ಪಿಎಪಿ) ಫಾರಂನ್ನು ಆಯ್ಕೆ ಮಾಡಿದರೆ “ ಚಿತ್ರದಲ್ಲಿ ತೋರಿಸಿರುವಂತೆ” ದಯವಿಟ್ಟು ಯಾವುದೇ ಎಸ್.ಬಿ.ಐ ಬ್ಯಾಂಕಿನಲ್ಲಿ ಪಾವತಿಸಿ.

09. After payment of challan generated, you can download acknowledge receipt from SBI portal as showed below.

ಚಲನ್‌ನ್ನು ಪಾವತಿಸಿದ ನಂತರ, ಕೆಳಗೆ ತೋರಿಸಿರುವಂತೆ ನೀವು ಎಸ್.ಬಿ.ಐ ಪೋರ್ಟಲ್‌ನಿಂದ ಸ್ವೀಕರಿಸಿದ ಅಂಗೀಕಾರವನ್ನು ಡೌನ್‌ಲೋಡ್ ಮಾಡಬಹುದು.

State Bank Collect 26-Jul-2017 [12:58 PM IST]

---

Select a date range to view details of previous payments (OR)

**Date of Birth \***

(Date provided at the time of making payment)

**Mobile Number \***

(Mobile Number provided at the time of making payment)

**Start Date \***

**End Date \***

Enter the INB Reference Number (Starting with 'DU') & DOB/Mobile Number to view a specific payment

**DU Reference Number \***

(As appearing in your pass book/statement in the narration pertaining to the transaction)

**Date of Birth \***

(Date provided at the time of making payment)

(OR)

**Mobile Number \***

(Mobile Number provided at the time of making payment)

---

Enter the text as shown in the image \*

Mandatory fields are marked with an asterisk (\*)  
Date range cannot exceed one year

© Copyright OnlineSBI Privacy Statement | Disclosure | Terms of Use

10. Please click on Reprint Remittance form and you can reprint receipt by using DOB and mobile number provided during payment and also by using the DU reference number generated on SBI acknowledgement form.

ಮರು ಮುದ್ರಣ ರವಾನೆ ಫಾರಂ ಅನ್ನು ಕ್ಲಿಕ್ ಮಾಡಿ ಮತ್ತು ನೀವು ಪಾವತಿ ಸಮಯದಲ್ಲಿ ನೀಡಲಾದ ಜನ್ಮ ದಿನಾಂಕ ಮತ್ತು ಮೊಬೈಲ್ ಸಂಖ್ಯೆಯನ್ನು ಬಳಸಿಕೊಂಡು ರಸೀದಿಯನ್ನು ಮರು ಮುದ್ರಣ ಮಾಡಬಹುದು ಮತ್ತು ಎಸ್.ಬಿ.ಐ ಸ್ವೀಕೃತಿ ರೂಪದಲ್ಲಿ ರಚಿಸಲಾದ ಡಿಯು ಉಲ್ಲೇಖ ಸಂಖ್ಯೆಯನ್ನು ಬಳಸಿಕೊಳ್ಳಬಹುದು.