



Registration for e-filing for High courts/District courts in India And Become a Digital Era- Advocate



**High court / District court of India a Ukil Practice lai i ni em?
I case file tur te kha i Office atangin nuamsa takin file i duh em?
Court Complex-a kal kher ngai lo in i case te kha file i duh em?
Anih chuan e-filing – the digital online filing process rawn thlang ta che
E-filing Portal www.efiling.ecourts.gov.in hmanga Ukil te tana Registration
tih dan tur step 10 te**

**E-filing portal www.efiling.ecourts.gov.in hi rawn tlawh la, heng step
10 hmang hian registered user i lo ni thei ang.**

A BUL TAN DAN

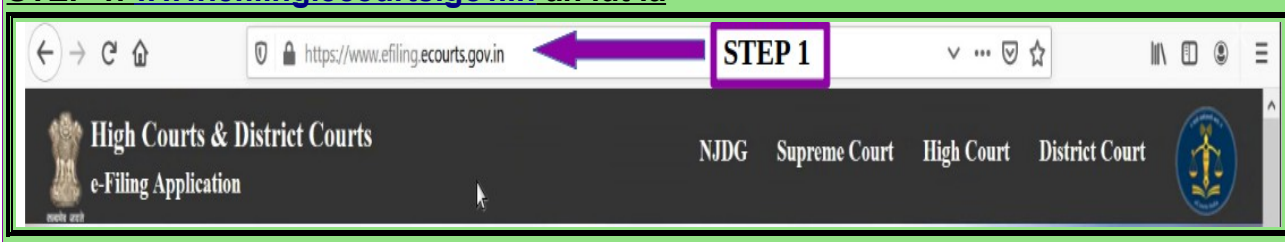
- Registration i tih hma in heng a hnuai ami te hi i in chhawp lawk tur ani**
- (i) I mobile number kimchang leh email ID court database-a in register thlap**
 - (ii) I Bar enrollment number kimchang**
 - (iii) Thlalak Jpeg/Jpg format-in a len zawng ah 5KB atanga 5 MB inkar.**
 - (iv) Identity proof (Enge maw ber Pan card / aadhar card/ Voter card/ Driving license/
Bar Registration certificate a len zawng 5KB atanga 5 MB inkar.**
 - (v) Internet Connection nei smartphone emaw laptop**

**Registration hun chhung hi tawp chin nei anih avangin minute 18 chhungin i
ti zo hman tur a ni**

**A chunga kan sawi thil pawimawhte khi i nei fel sa thlap anih loh chuan
Registration ti tan suh ang che!**

Registration tih tan dan.

STEP 1. www.efiling.ecourts.gov.in ah lut la



STEP-2 I awmna State i thlang ang

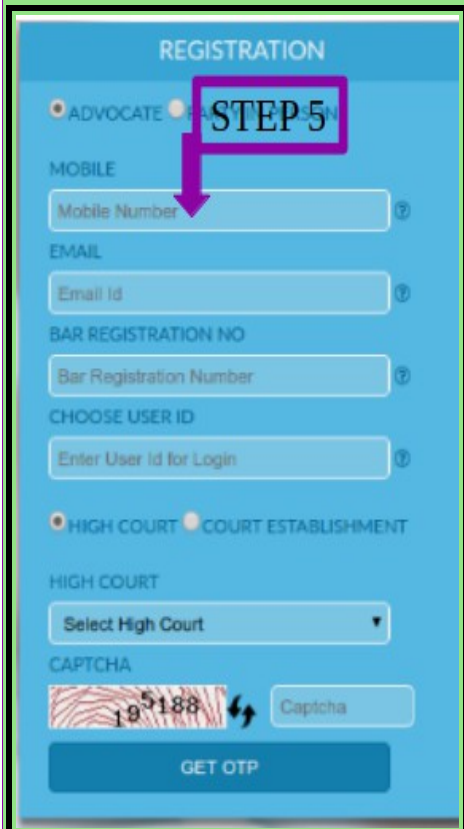
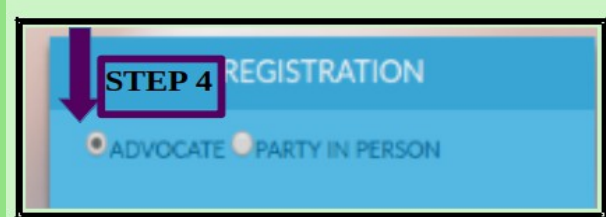
- (i) drop list click in (emaw)
- (ii) India Map-a i awmna State click in



STEP 3: login page a “Register ” tih kha click rawh

STEP 4: Registration form-a radio button

“Advocate” i thlang ang



STEP 5: A hnuai mite hi chhu lut rawh

- Mobile Number*
- Email ID*
- (* Mobile no leh email ID te hi Ukil-in a practice na Court hmuna a register ngei kha ani tur a ni. Heng mobile no leh email ID te hi Court database-a register anih loh chuan registration hi tih zawh theih a ni lo ang, chutiang anih chuan i practice na Court ah khan register sak tur che in i dil dawn nia)
- Ukil Bar Registration Number
- I User ID tur thlang la (i duh dan ang ang in)
- I enroll-na hmun thlang la
- High Court/ court establishment emaw
- High Court kha thlang leh la
- Captcha chhu lut rawh

- “ GET OTP” tih hi i click leh ang

Step 6: I mobile number leh email ID register ngei hmang khan OTP i endik thei ang. I mobile number leh email ID ah khan OTP pahnih a hrang ve ve in i dawng ang a. Case thenkhat ah chuan i mobile number ah chauh khan OTP i dawng thei a, chutiang anih chuan i mobile number a i OTP dawn hmang khan i chhonzawm thei ang.

STEP 7: OTP finfiahna pahnih : OTP pahnih i dawng anih chuan i mobile number leh i email ID atanga i OTP dawn hmang khan entry bar ah i chhu lut ang a, chuan verify OTP i click leh ang

(EMAW)

Step 7: OTP finfiahna pakhat : Case thenkhatah chuan i mobile number ah chauh khan OTP i dawng thei a, chutiang anih chuan i OTP dawn chu Mobile OTP entry bar ah chhu lut la, verify OTP tih kha i click leh dawn nia

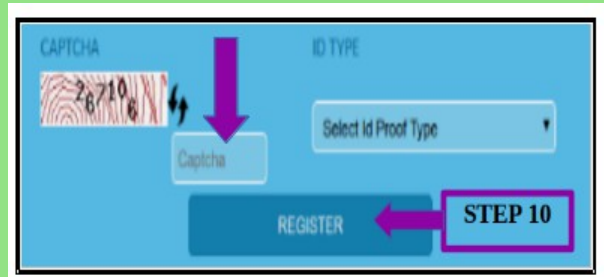
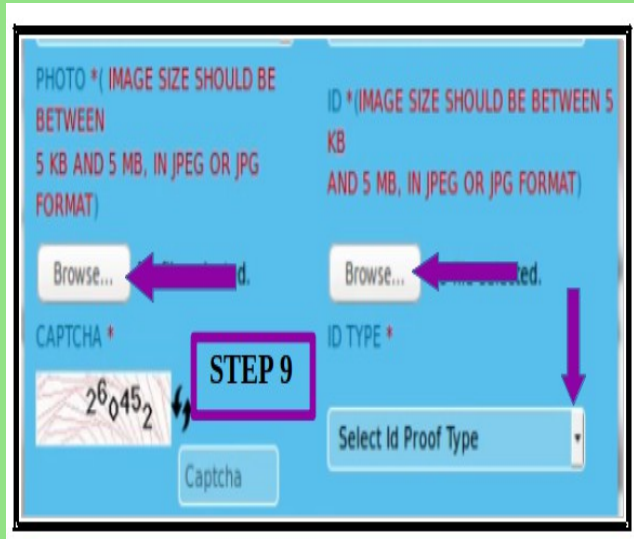
STEP 8: Chhut luh leh ngai dang te

- Password *
- (*password hi alo ber ah digit 8 a ni tur ani a, hawrawppui pakhat tal emaw, hawrawpte pakhat tal emaw, number pakhat tal emaw special character pakhat tal a tel ngei ngei tur a ni*)
- Password finfiah rawh
- Hming bul
- Hming tawp
- Contact number dang
- Mipa nge Hmeichhia
- Pian Ni leh Kum (DD/MM/YYYY)
- Address Line 1
- Address Line 2
- City

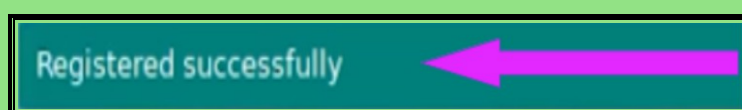
- State
- Pincode

Step 9 : Thlalak leh ID upload dan:

- I thlalak kha (Jpeg/Jpg format in alen zawngah 5 KB leh 5 MB inkar) “Choose file” tih hmangin upload ang che.
- I identity proof kha thlalak format-in alen zawngah 5 KB leh 5 MB inkar “Choose file” tih hmangin upload leh tur.
- Digital thlalak i neilo palh anih pawhin i smart phone atang khan thla la in i upload thei ang.
- Chutiang bawkin, i ID card kha digital copy i nei lo a nih chuan i ID thlalak kha i la thei a, anih loh pawhin scan application hmangin i ID kha scan in i upload thei ang. I upload hma in i thlalak leh ID card te kha jpeg/jpg format; a len zawngah 5 KB leh 5MB inkar ani ngei em tih in en chiang leh dawn nia.
- Tichuan Drop box hmangin i ID Card (Pan Card , Aadhar Card/Voter ID/Driving License/Bar Registration Certificate) upload sa kha i thlang dawn nia.



- **STEP 10:** A tawp ber ah chuan box chungga captcha code tih kha thlang la, chumi hnuah “**Register**” button tih kha i Registration zawh fel nan i click dawn nia. Tichuan “Registered Successfully” tih message i dawng ang.



E-filing a Registered Advocate i lo ni ta.

Digital World of e-filing of High Courts/District Courts of India-ah kan lo lawm
a che.

I case thar te kha i office atangin nuamsa takin e-filing rawn ti thin ang che.



**Circulated by
ecommittee, Supreme Court of India.**

