

How to make payment : ಶುಲ್ಕ ಭರಿಸುವುದು

All eligible applicants shall go through the link provided in the District Court Ballari website.

ಎಲ್ಲಾ ಅರ್ಹ ಅಭ್ಯರ್ಥಿಗಳು, ಕರ್ನಾಟಕದ ಜಿಲ್ಲಾ ನ್ಯಾಯಾಲಯ, ಬಳ್ಳಾರಿ ವೆಬ್‌ಸೈಟ್‌ನಲ್ಲಿ ನೀಡಲಾದ ಸಂಪರ್ಕದ ಮೂಲಕ ಶುಲ್ಕ ಭರಿಸುವುದು.

<http://ecourts.gov.in/ballari> and navigate to online recruitment

Steps for submitting PAYMENT ಶುಲ್ಕ ಭರಿಸುವ ಇರುವ ಹಂತಗಳು

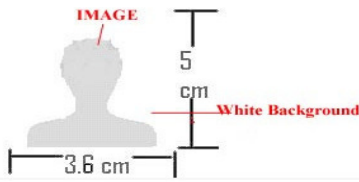

After Clicking on Website link, then Screen Appears as shown below.

ಬಳ್ಳಾರಿ ವೆಬ್‌ಸೈಟ್‌ನ ಸಂಪರ್ಕವನ್ನು ಕ್ಲಿಕ್ ಮಾಡಿದ ನಂತರ, ಈ ಕೆಳಕಂಡಂತೆ ಪರದೆಯು ತೆರೆಯುತ್ತದೆ.

TYPYIST POST
1.Notification
2.General Instructions
3.How To Apply
4.How To Make Payment
5.CLICK to APPLY

Then Applicants should click on **Click here to Apply Online(According to Post)**, after clicking on link the below screen appears.

ಅಭ್ಯರ್ಥಿಗಳು **Click here to Apply Online**, ಆಯ್ಕೆ ಮಾಡಿಕೊಂಡ ನಂತರ ಕೆಳಗೆ ಕಾಣಿಸಿದ ಪರದೆಯು ತೆರೆಯುತ್ತದೆ. **And click Make Payment**

4	Pass Photo size image	Signature image
		
5	List of the documents All Marks cards, Caste Certificate, Reservation Certificate	
6	For SBI Payment Portal SC/ST/CAT-I and Physically Challenged have to pay Rs 50/- (Rupees Fifty Only). For others Rs 100/- (Rupees One Hundred Only).	<input type="button" value="Make Payment"/>
7	Re-Print Application	<input type="button" value="Re-Print"/>
8	Payment Confirmation	<input type="button" value="Pay-Confirmation"/>

For SBI Payment Portal Payment , ಪಾವತಿ ವಿಧಾನ

On click of Make Payment Button the screen appears as shown below.

a. Please do not leave any extra spaces before, in-between or After the Application No.
b. Please note First three characters should be alphabets in capitals. ie., **BAY**
c. From 4th to 7th characters should be numerical. ie., **1734**
d. From 8th to 10th characters should be alphabets in capitals. ie., **STG**
e. Remaining from 11th to 16th characters should be numerical. ie., **000001**
For Examples **BAY1734STG000001** (Total 16 characters)
f. After entering all the information in the page, by Clicking on Submit button. Your entered details will be displayed, verify the details and click on Confirm button.
Page will be directed to selection of payment mode - that is Netbanking, Credit/debit card or challan, Screen.
Select your payment mode and complete the payment and save receipt for your future reference.
Online Generation for CHALLAN Form.
If you are paying fee through challan, click on SBI BRANCH under other PAYMENT MODES button. Challan will be generated in PDF format with your fee details by the website. Save the Challan by clicking on link Pre-Acknowledgement Form in PDF
Print the challan, fill other details such as denomination and remit the amount to the nearest SBI- State Bank of India Branch. After payment keep depositor copy for your reference.
Please note the State Bank Collect Reference Number for your reference and SBI Bank has to be Confirm the transaction status of the payment made.
Note. P.R.L. DISTRICT AND SESSIONS COURT, BALLARI does not take any responsibility of transaction failure or data entry mistakes (Ref. Application no) or Double payments.
Once Payment is made, Fee will not be refunded under any circumstance.

ONLINE SBI PAYMENT PORTAL
Application Number : |
Enter the text
as shown in the image* | **5b45ee**
GO

Enter the generated application number and characters in the image and then click go button.

It will be redirected to Online Payment page

DISCLAIMER CLAUSE

ಕಿನ್ವಲವೆರ್ ಕರ್ತೃತ್ವ ಫಿಡಿ ನೆ ಡೆಬನ್ ಹೆನ್ರು ಖಾಂ ಡಿಸ್ಕ್ಲಾಂ. [Click here to view the disclaimer clause in Hindi.](#)
Terms Used:

- ▶ **Corporate Customer:** Firm/Company/Institution (FCI) collecting payment from their beneficiaries.
- ▶ **User:** The beneficiary making a payment to FCI for the services/goods availed.
- ▶ Bank shall not be responsible, in any way for the quality or merchantability of any product/merchandise or any of the services related thereto, whatsoever, offered to the User by the Corporate Customer. Any disputes regarding the same or delivery of the Service or otherwise will be settled between Corporate Customer and the User and Bank shall not be a party to any such dispute. Any request for refund by the User on any grounds whatsoever should be taken up directly with the Corporate Customer and the Bank will not be concerned with such a request.
- ▶ Bank takes no responsibility in respect of the services provided and User shall not be entitled to make any claim against the Bank for deficiency in the services provided by the Corporate Customer.
- ▶ The User shall not publish, display, upload or transmit any information prohibited under Rule 3(2) of the Information Technology (Intermediaries guidelines) Rules, 2011.
- ▶ In case of non-compliance of the terms and conditions of usage by the User, the Bank has the right to immediately terminate the access or usage rights of the User to the computer resource of the Bank and remove the non-compliant information.

I have read and accepted the terms and conditions stated above.
(Click Check Box to proceed for payment)

Proceed

Click Check Box to proceed for the payment. ಪಾವತಿಗಾಗಿ ಮುಂದುವರಿಯಲು ಚೆಕ್ ಬಾಕ್ಸ್ ಕ್ಲಿಕ್ ಮಾಡಿ.

1. Select Payment Category as "Online FEE PAYMENT" ಎಂದು ಪಾವತಿಯ ಪ್ರವರ್ಗವನ್ನು ಆಯ್ಕೆ ಮಾಡಿ.

2. Application No Should contain 16 characters, Candidate Name and Date of Birth as mention in online Application (*) fields must mandatory, amount shall be entering as mention in Notification and click on submit, Confirmation is asked. Verify details and confirm this transaction. ಎಲಾ ಕ್ಷೇತ್ರಗಳನ್ನು ನಮೂದಿಸಿ ಅಧಿಸೂಚನೆಯಲ್ಲಿ ತಿಳಿಸಿದಂತೆ ಮೊತ್ತವನ್ನು ನಮೂದಿಸತಕ್ಕದ್ದು ಮತ್ತು **submit** ಮೇಲೆ ಕ್ಲಿಕ್ ಮಾಡಿ **Confirmation** ಕೇಳಲಾಗುತ್ತದೆ. ವಿವರಗಳನ್ನು ಪರಿಶೀಲಿಸಿ ಈ ವ್ಯವಹರಣೆಯನ್ನು ದೃಢೀಕರಿಸಿ.



PRINCIPAL DISTRICT AND SESSIONS JUDGE, BALLARI

COURT ROAD,, BALLARI-583101

Provide details of payment

Select Payment Category *	Online Fee Payment
APPLICATION NO *	BAY1734STG0000001
RE-ENTER APPLICATION NO *	BAY1734STG0000001
CANDIDATE NAME *	GANESH
DATE OF BIRTH *	12/3/1992
CATEGORY *	GM
APPLICATION FEE *	250
Remarks	TOWARDS ONLINE FE

• Fee Structure:For SC,ST,CAT-I and Physically Challenged -Rs.100 and For Others (GM,CAT IIA,CAT IIB,CAT IIIA,CAT IIIB) - Rs.250

• Note: Kindly make correct FEE PAYMENT with correct information,Else application will be REJECTED

Please enter your Name, Date of Birth (For Personal Banking) / Incorporation (For Corporate Banking) & Mobile Number. This is required to reprint your e-receipt / remittance(PAP) form, if the need arises.

Name *	GANESH
Date of Birth / Incorporation*	12/3/1992
Mobile Number *	1234567890

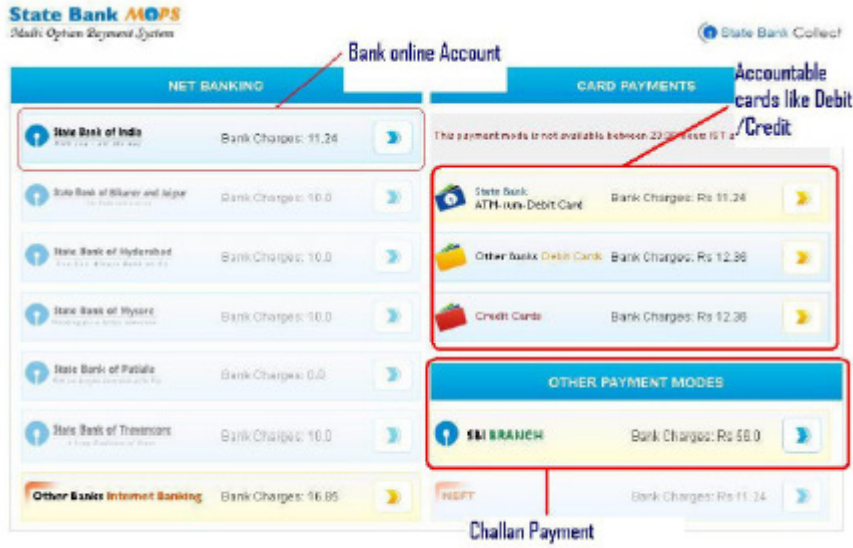
Enter the text as shown in the image *

A5A0C

A5A0C

Submit Reset Back

3. On confirmation link is directed to choice of Net Banking / Card Payment. Proceed to pay by selecting your choice. Upon successful completion of transaction, write down the transaction number. For any further reference on payment and take a print out. ದೃಡೀಕರಣ ಲಿಂಕ್ ನೆಟ್ ಬ್ಯಾಂಕಿಂಗ್ /ಕಾರ್ಡ್ ಪೇಮೆಂಟ್‌ನ ಆಯ್ಕೆಗೆ ನಿರ್ದೇಶಿಸುತ್ತದೆ. ವ್ಯವಹರಣೆ ಯಶಸ್ವಿಯಾಗಿ ಪೂರ್ಣಗೊಂಡ ನಂತರ, ವ್ಯವಹರಣೆಗೆ ಸಂಖ್ಯೆಯನ್ನು ಬರದಿಟ್ಟುಕೊಳ್ಳಿ. ಅದು ಮುಂದಿನ ಯಾವುದೇ ಸಂದಾಯದ ಉಲ್ಲೇಖಕ್ಕೆ ಅಗತ್ಯವಾಗಿರುತ್ತದೆ.



Online Generation of Challan Form –

1. For Payment of Fees at SBI Branch, generate the SBI challan online
2. Click on other Payment mode shown in the image above.
3. Download the challan generated in PDF Format.
4. Print the challan and remit the Fees in any Branch of the State Bank of India.
5. Retain paid challan for future reference.

Beneficiary/Remittance Details	
State Bank Collect Reference No.	DU63826679
Beneficiary:	PRINCIPAL DISTRICT AND SESSIONS JUDGE, BALLARI
Category:	Online Fee Payment
Last Date of Payment:	15-03-2012 01:00
Remitter	GANESH
Rs	
Collection Amount	250.00
Commission	58.00
Total (Rupees Three Hundred Eight Only)	308.00
Details of Cash / Cheques	Rs p
Total Rs	

Instructions for Depositor: This is not an e-receipt. After payment, please visit www.onlinesbi.com > 'State Bank Collect' and click on the hyperlink at the bottom of the page to generate the e-receipt.

(To be Filled in by the Bank)

Journal No: DU63826679

Beneficiary/Remittance Details	
State Bank Collect Reference No.	DU63826679
Beneficiary:	PRINCIPAL DISTRICT AND SESSIONS JUDGE, BALLARI
Category:	Online Fee Payment
Last Date of Payment:	15-03-2012 01:00
Remitter	GANESH
Rs	
Collection Amount	250
Commission	58
Total (Rupees Three Hundred Eight Only)	308
Mode of Payment: (Choose Either Cash / Cheque)	
Cash <input type="checkbox"/> PAN:	<input type="text"/>
Please quote your PAN for Cash remittance := Rs. 50,000	

Cash Notes	Amount	
	Rs	P
*2000		
*500		
*100		
*50		
*20		

ಚಲನ್ ಫಾರ್ಮ್ - ಬದಗಿಸಲಾದ ಲಿಂಕ್‌ನ ಮುಖಾಂತರ ಚಲನ್ ಫಾರಂ ಅನ್ನು ಡೌನ್‌ಲೋಡ್ ಮಾಡಿಕೊಂಡು, ಭಾರತೀಯ ಸ್ಟೇಟ್ ಬ್ಯಾಂಕಿನ ಯಾವುದೇ ಶಾಖೆಯಲ್ಲಿ ಮೊತ್ತವನ್ನು ಪಾವತಿ ಮಾಡುವುದು.

6 Applicant can confirm payment by click on Payment Confirmation on in online apply link as show below. Click Pay-confirmation and follow subsequent steps

Payment Confirmation

Pay-Confirmation

Applications which are not in accordance with these **'Instructions'**, shall be summarily rejected.

ಈ ಸೂಚನೆಗಳಿಗೆನುಸಾರವಾಗಿಲ್ಲದಿರುವ ಅರ್ಜಿಗಳನ್ನು ತಿರಸ್ಕರಿಸಲಾಗಿದೆಯೆಂದು ಭಾವಿಸತಕ್ಕದ್ದು.

Take of note the above general procedure for applying **'Online'**. Except online No other mode of application will be entertained/accepted. All the incomplete information or application will be rejected. ಆನ್‌ಲೈನ್ ಅರ್ಜಿಯನ್ನು ಸಲ್ಲಿಸುವುದಕ್ಕಾಗಿ ಮೇಲ್ಕಂಡ ಸಾಮಾನ್ಯ ಪ್ರಕ್ರಿಯೆ ಸೂಚನೆಯನ್ನು ಗಮನಿಸುವುದು. ಆನ್‌ಲೈನ್ ಮೂಲಕವಲ್ಲದೆ ಬೇರೆ ವಿಧಾನದಲ್ಲಿ ಸಲ್ಲಿಸಿರುವ ಅರ್ಜಿಗಳನ್ನು ಸ್ವೀಕರಿಸುವುದಿಲ್ಲ/ಅಂಗೀಕರಿಸುವುದಿಲ್ಲ. ಯಾವುದೇ ಅಪೂರ್ಣ ಮಾಹಿತಿ ಅಥವಾ ಅರ್ಜಿಯನ್ನು ತಿರಸ್ಕರಿಸಲಾಗುವುದು.

Decision of the District Court, Ballari, in respect of all matters pertaining to this recruitment would be final and binding on all Applicants.

ಈ ನೇಮಕಾತಿಗೆ ಸಂಬಂಧಿಸಿದ ಎಲ್ಲ ವಿಷಯಗಳ ಸಂಬಂಧದಲ್ಲಿ ಬಳ್ಳಾರಿ ಜಿಲ್ಲಾ ನ್ಯಾಯಾಲಯದ ತೀರ್ಮಾನವು ಅಂತಿಮ ಮತ್ತು ಎಲ್ಲಾ ಅಭ್ಯರ್ಥಿಗಳು ಇದಕ್ಕೆ ಬದ್ಧರಾಗಿರತಕ್ಕದ್ದು.

Place: Ballari
Date: 24-01-2020.

Sd/-
Pri. District & Sessions Judge,
Ballari.