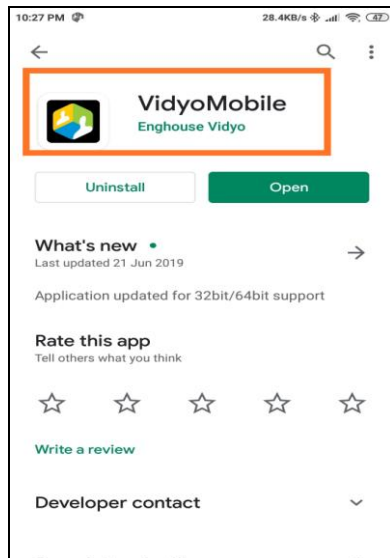



Instructions to participate in the Video Conference

1. The Advocates are required to download and install “**Vidyomobile App**” and “**Google Chrome Browser**” from the Google Play Store for Android Phones or from the App Store for iPhones well before to the Video Conference Session.

VidyoMobile App

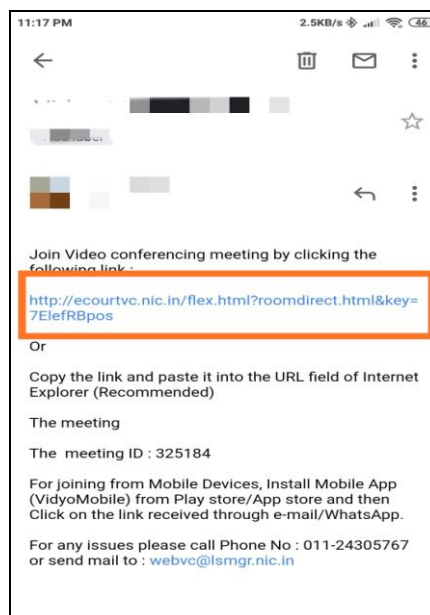


Google Chrome Browser



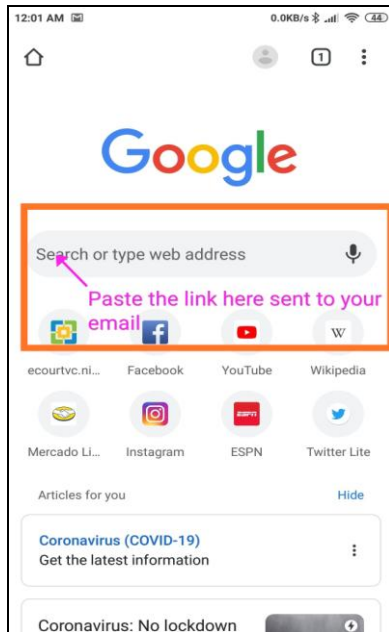
2. The Video Conference Chat Room link (i.e. Address to connect with Video Conference Session) will be sent to your email ID as shown in the below image.

Link in your email




- Copy the link which is sent to your email and paste in the Google Chrome Browser → Select GO i.e.(✓) button in your mobile phone which will redirect the browser to VidyoMobile App.

Google Chrome Browser




VidyoMobile App



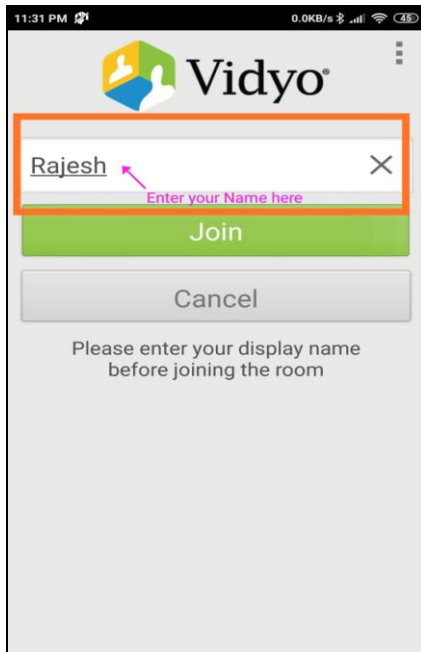
- Wait for further intimation from the Court Side.

- After getting intimation from the Court → Click on **Join Conference**

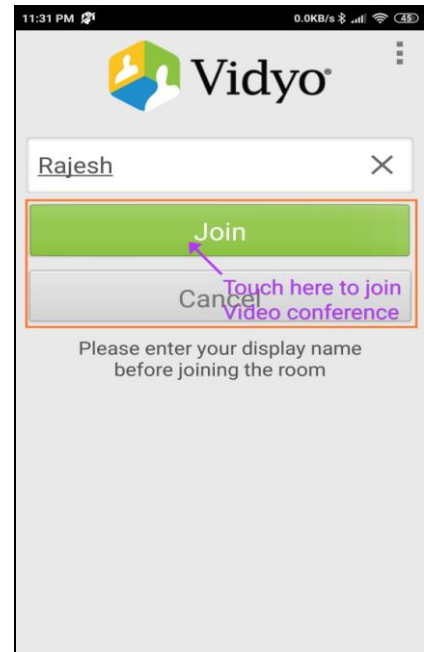


6. Type your **Name** and Select **Join** to connect to the Video Conference Session.

Enter Your Name



Click Join Button



7. End the Call after the Video Conference Session as shown below.

End the Call

