

OFFICE OF THE PRINCIPAL DISTRICT & SESSIONS JUDGE (HQs): DELHI

CIRCULAR

26172-26197
No. _____/CISCO Webex Licence/Comp./2020

Dated 28 DEC 2020

To

Ld. Officer In-charges,
Computer Branch AND Judicial Branch,
Central/West/North/North-West/South/South East/South West/East/North East/
Shahdara/New Delhi District and Rouse Avenue Courts Complex,
Tis Hazari, Karkardooma, Saket, Patiala House, Dwarka, Rohini and
Rouse Avenue Courts Complex,
Delhi/New Delhi

Sub: MIGRATION OF DATA TO CISCO WEBEX LICENCE-ENTERPRISE VERSION.

Sir/Madam,

Reference is invited to the subject matter. This is to inform you that in terms of decision of Centralized Computer Committee and approval of learned Principal District & Sessions Judge (HQs), the Delhi District Courts are going to migrate to the Enterprise Version of CISCO WebEx from 01.01.2021.

It may be noted that though the **existing user id and password will remain same** after migrating to the Enterprise Version of CISCO WebEx, but the meeting recordings, if any, stored in the cloud storage of the Cisco Webex app (currently used by the courts) will be lost. Accordingly, all the users are requested to download the existing data of recordings, if any, as per the procedure explained in the annexed documents preferably by 31.12.2020 and back-up thereof be created accordingly.

Any query or assistance may please be addressed telephonically to the DSA/SA available in the respective court complex. The step-by-step procedure is also being uploaded on the website of Delhi District Courts.

BHARAT
PARASHAR
Digitally signed by BHARAT PARASHAR
Date: 2020.12.28 11:53:48 +05'30'

(Bharat Parashar),
Spl. Judge CBI-PC Act/
Chairman, Centralized Computer Committee
Delhi District Courts

26198-26398
No. _____/CISCO Webex Licence/Comp./2020

Dated 28 DEC 2020

Copy forwarded for information and necessary action to:

1. Learned Principal District & Sessions Judge (HQs)/East/New Delhi/South West/West/North West/South/North East/South East/Shahdara/North and RACC Court Complexes, Tis Hazari/Saket/Rohini/Karkardooma/Patiala House/Dwarka and Rouse Avenue Court Complexes, Delhi/New Delhi with request to circulate the above information amongst all the Judicial Officers posted within respective district/court complex.
2. AO (Judicial)/Branch In-charge, Computer Branch and Judicial Branch of all Districts/Court Complex, Delhi/New Delhi
3. Dealing Official, Website to upload the procedure for migration of data and this circular on official website of Delhi District Courts
4. Reader to the undersigned.

BHARAT
PARASHAR
Digitally signed by
BHARAT PARASHAR
Date: 2020.12.28
11:48:00 +05'30'

(Bharat Parashar),
Spl. Judge CBI-PC Act/
Chairman, Centralized Computer Committee
Delhi District Courts

STEP 1



STEP 5



STEP 2




STEP 6



STEP 3



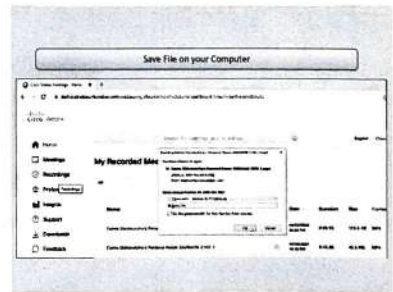
STEP 7



STEP 4



STEP 8

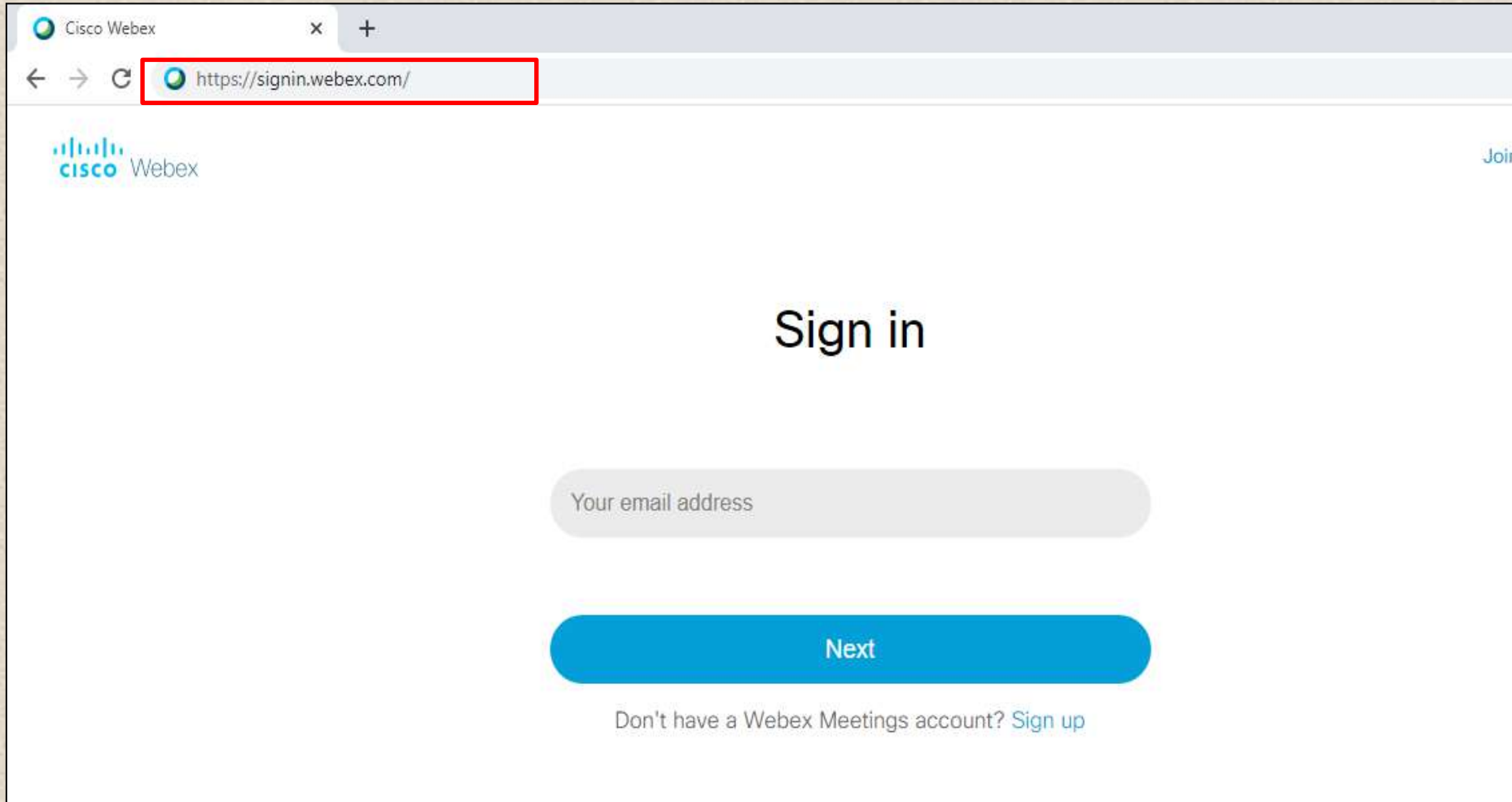


Download Your Cisco Webex Meeting Recording

Open Web Browser (Mozilla Firefox or Chrome)



Type <https://signin.webex.com/> in address bar for log into your WebEx account



Enter your Cisco Webex Login ID

Cisco Webex

https://signin.webex.com/

Join | E

Sign in


Next

Don't have a Webex Meetings account? [Sign up](#)

Enter your Cisco Webex Password

Sign In - Webex

idbroker-b-us.webex.com/idb/saml2/jsp/doSSO.jsp



Hello cb.vc.room6@gmail.com,

Sign In

[Forgot password?](#)

Click on Recordings

The screenshot shows the Cisco Webex Meetings interface. At the top, the browser tab is labeled "Cisco Webex Meetings - Home" and the address bar shows the URL "delhidistrictcourts.webex.com/webappng/sites/delhidistrictcourts/dashboard?siteurl=delhidistrictcourts". The Cisco Webex logo is in the top left. A navigation sidebar on the left contains the following items: Home, Meetings, Recordings (highlighted with a red box), Preferences (with a sub-menu for Recordings), Insights, Support, Downloads, and Feedback. The main content area features a search bar with the text "Enter meeting information to join a meeting". Below this, a meeting card for "Computer Branch Central's Personal Room" is displayed, including a "CC" icon, the meeting URL "https://delhidistrictcourts.webex.com/meet/cb.vc.room1", and a "More ways to join" link. At the bottom of the card are two buttons: "Start a Meeting" (green) and "Schedule" (grey).

Select "Download" to save the file to your computer

The screenshot shows the Cisco Webex Recordings dashboard. The left sidebar contains navigation options: Home, Meetings, Recordings, Preferences (with a sub-menu for Recordings), Insights, Support, Downloads, and Feedback. The main content area is titled "My Recorded Meetings" and features a filter dropdown set to "All". Below this is a table of recordings with columns for Name, Security, Date, Duration, Size, and Format. The second row is highlighted in blue, and its "Download" button is enclosed in a red box. A "Download" tooltip is visible below the button.

Name	Security	Date	Duration	Size	Format	
<input type="checkbox"/> Fatma Eishobokshy's Personal Room-20200402 1449-1	🔒	04/02/2020 05:02 PM	0:00:03	115.0 KB	MP4	⬇️ 🔊 🔄
<input type="checkbox"/> Fatma Eishobokshy's Personal Room-20200330 2105-1	🔒	03/30/2020 08:32 PM	0:43:28	45.5 MB	MP4	⬇️ 🔊 🔄 Download
<input type="checkbox"/> Fatma Eishobokshy's Personal Room-20200326 2105-1	🔒	03/27/2020 06:04 AM	0:50:20	65.7 MB	MP4	⬇️ 🔊 🔄
<input type="checkbox"/> Fatma Eishobokshy's Personal Room-20200324 2101-1	🔒	03/25/2020 03:48 AM	1:08:24	91.7 MB	MP4	⬇️ 🔊 🔄
<input type="checkbox"/> Dr. B's Virtual Classroom-20200317 2208-1	🔒	03/17/2020	1:00:00	76.8 MB	MP4	⬇️ 🔊 🔄

Save File on your Computer

The screenshot shows the Cisco Webex Recordings interface. A search bar at the top contains the text "Search for meetings and recordings". The left sidebar includes navigation options: Home, Meetings, Recordings (highlighted), Preferences, Insights, Support, Downloads, and Feedback. The main content area is titled "My Recorded Meetings" and features a table of recordings. A Firefox dialog box is overlaid on the table, displaying the filename "Fatma Elshobokshy's Personal Room-20200330 2105-1.mp4" and asking the user to choose how to handle the file. The "Save File" option is selected.

Name	Date	Duration	Size	Format
<input type="checkbox"/> Fatma Elshobokshy's Personal Room-20200330 2105-1	04/02/2020 05:02 PM	0:00:03	115.0 KB	MP4
<input type="checkbox"/> Fatma Elshobokshy's Personal Room-20200330 2105-1	03/30/2020 08:32 PM	0:43:28	45.5 MB	MP4

Opening Fatma Elshobokshy's Personal Room-20200330 2105-1.mp4

You have chosen to open:

- Fatma Elshobokshy's Personal Room-20200330 2105-1.mp4
which is: MP4 file (45.5 MB)
from: https://nta1wss.webex.com

What should Firefox do with this file?

- Open with Movies & TV (default)
- Save File
- Do this automatically for files like this from now on.

OK Cancel