

***e-tools***  
***for Lawyers***

# INDEX

<i>Sr. No.</i>	<i>Particular</i>	<i>Page No.</i>
<b>1</b>	<b>Accessing Laws, Regulations and Case Laws.</b>	<b>1</b>
1.1	e-Library on the website of Bombay High Court.	2
1.2	Bombay High Court's Library Blog.	2
1.3	Online Judgment information system- <i>judis.nic.in</i> .	3
1.4	Judgments of Supreme Court- <i>supremecourtofindia.nic.in</i> .	3
1.5	Judgments of Bombay High Court- <i>bombayhighcourt.nic.in</i> .	4
1.6	Judgments of District/Taluka Courts - <i>services.ecourts.gov.in</i> & <i>court.mah.nic.in</i>	4 to 5
1.6	Database of Central Legislation- <i>indiacode.nic.in</i> .	6
<b>2</b>	<b>Accessing forms to be submitted to the Court.</b>	<b>7</b>
<b>3</b>	<b>Tracking of Case status</b>	<b>8</b>
3.1	Websites: services.ecourts.gov.in and court.mah.nic.in	9
3.2	Mobile Application : eCourts Services.	10
3.3	Pull SMS facility	11
3.4	Scanning of QR Code of Case with QR Code Scanner in the e-Courts Services Mobile Application.	11
3.5	Advocate Diary on e-Courts website	12

## **ACCESSING LAWS, REGULATIONS AND CASE LAWS :**

•Advocates can freely access Law, Regulations & Case Laws from the following websites:-

- e-Library on the website of the Bombay High Court.
- The Bombay High Court's Library Blog.
- Online Judgment information system on judis.nic.in.
- Judgments of Supreme Court can be downloaded from the website at [supremecourtofindia.nic.in](http://supremecourtofindia.nic.in).
- Judgments of the Bombay High Court can be downloaded from the website at [bombayhighcourt.nic.in](http://bombayhighcourt.nic.in).
- Judgments of the District/Taluka Courts can be downloaded from the websites at [services.ecourts.gov.in](http://services.ecourts.gov.in) & [court.mah.nic.in](http://court.mah.nic.in)
- Database of Central Legislation on [indiacode.nic.in](http://indiacode.nic.in).

eLibrary on the website of Bombay High Court at <http://bombayhighcourt.nic.in/libweb/judlibindex.html>

The screenshot shows the Bombay High Court eLibrary website. The browser address bar displays [bombayhighcourt.nic.in/libweb/judlibindex.html](http://bombayhighcourt.nic.in/libweb/judlibindex.html). The page features a navigation menu with categories: LIBRARY SERVICES, FREE DATABASES, JUDGEMENTS, RECENT INFO, E-BOOKS, CONSTITUTION, INTERNATIONAL LAW, and NDLI. Below these are several promotional banners for heritage books, including 'A Heritage of Judging The Bombay High Court Through 150 Years', 'CENTENARY HIGH COURT AT BOMBAY 1862-1962', and 'POST CENTENARY SILVER JUBILEE 1862-1967'. On the right side, there is a 'What's New' section with links to recent legislative acts and a photograph of the library's interior.

The Bombay High Court's Library Blog at <http://bhjudgeslibrary.blogspot.com/>

The screenshot shows the Bombay High Court's Library Blog. The browser address bar displays [bhjudgeslibrary.blogspot.com](http://bhjudgeslibrary.blogspot.com/). The page is dated Thursday, 30 August 2018. The main content area is titled 'Recent Judgments' and lists several Supreme Court of India judgments, such as 'State of Uttar Pradesh vs. Anil Kumar (J) Badka & Ors.' and 'Merika Malik and others vs. The State of West Bengal and others'. Below this, there is a section for 'Recent Notification' regarding 'Rupet Drawing Arrangement - Remittance to the Chief Minister's Distress Relief Fund- Kerala'. The right sidebar contains a 'My Blog List' with a link to 'the PRS Blog' and a 'Blog Archive' dropdown menu.

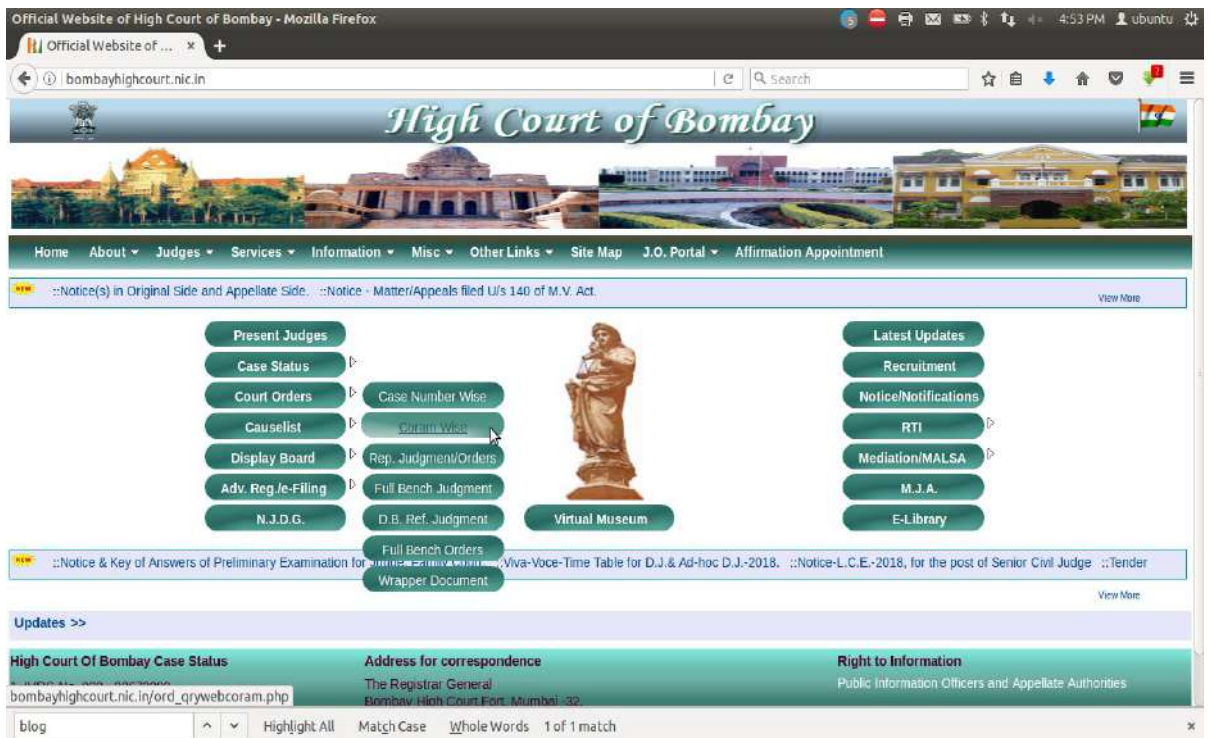
## Online Judgment information system on judis.nic.in.

The screenshot shows the homepage of the Judgments Information System (judis.nic.in). The page features a navigation menu with categories like Home, Counselists, Case Status, Court Websites, India Code, and Indian Courts. A sidebar on the left lists various High Courts and Tribunals. The main content area displays a welcome message and a brief description of the system's scope, which includes judgments from the Supreme Court of India and several High Courts.

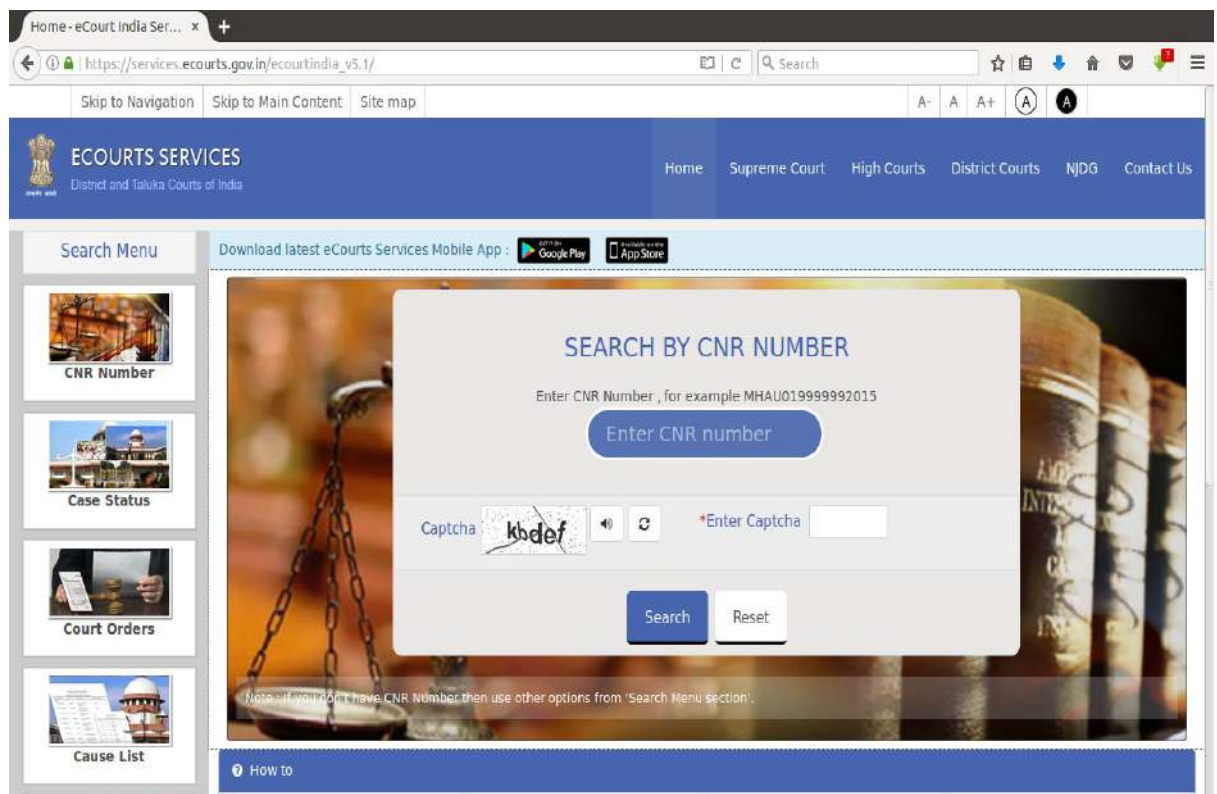
Judgments of Supreme Court can be downloaded from the website at [supremecourtindia.nic.in](https://supremecourtindia.nic.in).

The screenshot displays the Supreme Court of India's website (www.sci.gov.in/judgments). The page features the court's emblem and the motto 'यतो धर्मस्ततो जयः'. A navigation menu includes options like HOME, COLLEGIUM RESOLUTIONS, CASE STATUS, JUDGMENTS, CAUSELIST, DAILY ORDERS, OFFICE REPORT, and COPYING. A sidebar on the left provides a 'NAVIGATION' menu with links to various court-related services. The main content area contains a search form for judgments, with fields for Case No., Diary No., Judgment Date, Judge Name, Parties, Actwise, Const. Bench, and Free Text. Below this, there are dropdown menus for Case Type, Number, Year, and Reportable, along with a Submit button.

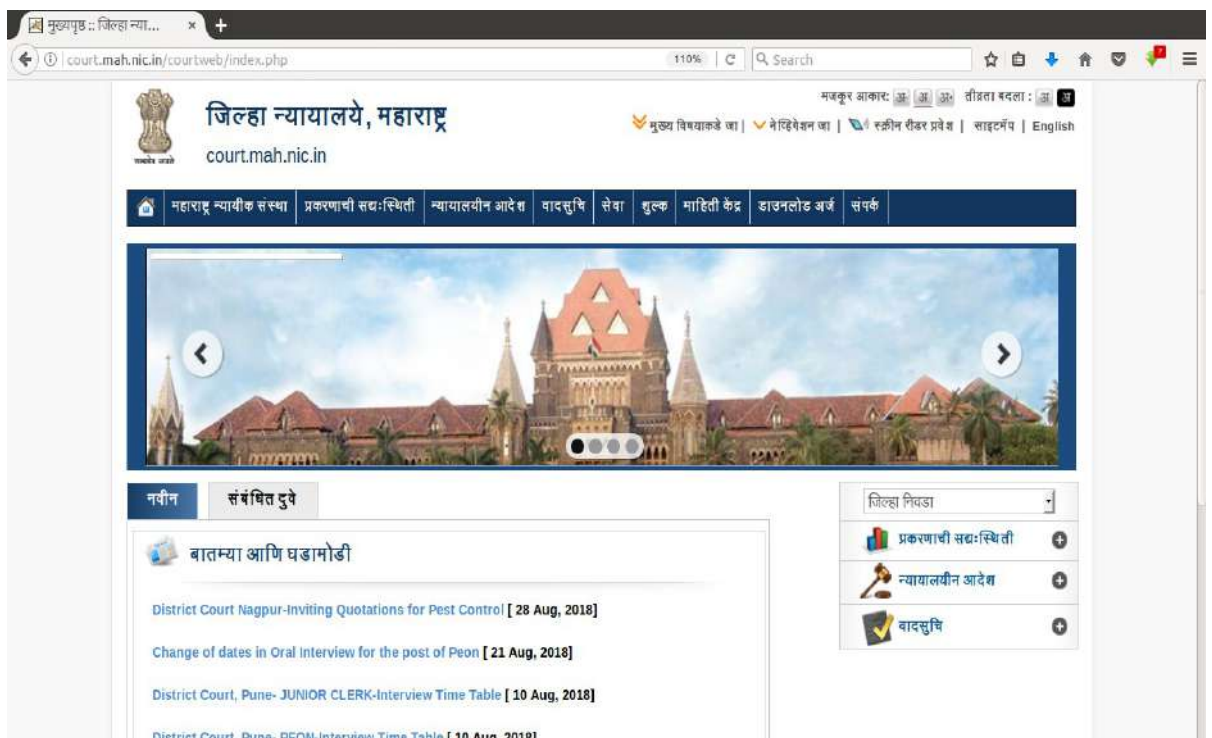
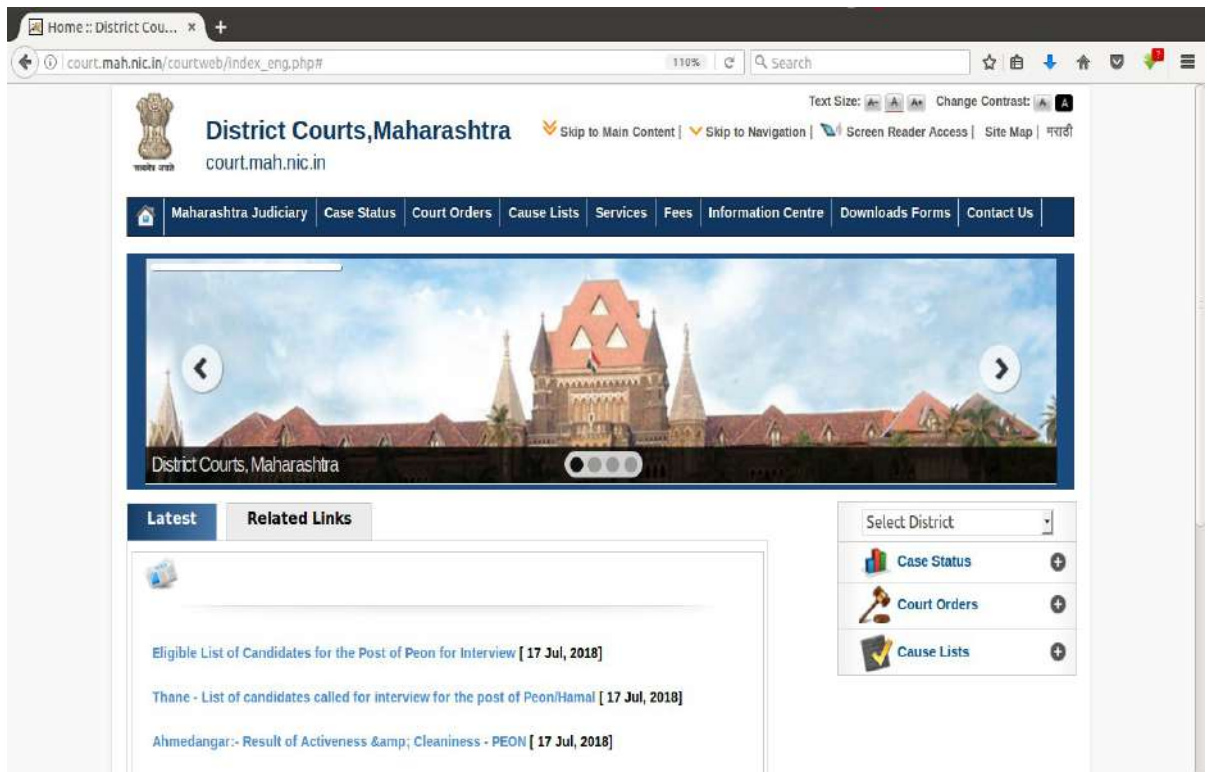
Judgments of Bombay High Court can be downloaded from the website at **bombayhighcourt.nic.in**.



Judgments of District/Taluka Courts can be downloaded from the websites at **services.ecourts.gov.in** & **court.mah.nic.in**



The Website **court.mah.nic.in** is bilingual. Information is available in English and Marathi.



# Database of Central Legislation on [indiacode.nic.in](http://indiacode.nic.in).

The screenshot displays the India Code website interface. At the top, there is a navigation bar with the India Code logo and the text "Digital Repository of All Central and State Acts". Below this, there are menu items for Home, About Us, Browse, State Acts, Important Acts, Repealed Acts, and Upload. A search bar is located on the right side of the navigation bar.

The main content area is divided into two columns. The left column is titled "SEARCH RESULTS" and contains a search filter section. The search criteria are set to "Central Act Legislation" and "commercial Courts Act". Below the search criteria, there is an "Add filters" section with a dropdown menu for "Long Title" and a "Contains" field. The results are displayed in a table with columns for "Enactment Date", "Act Number", "Short Title", and "View".

The right column is titled "DISCOVER" and contains two sections: "MINISTRY" and "DEPARTMENT". The "MINISTRY" section lists various ministries with their respective counts, and the "DEPARTMENT" section lists various departments with their respective counts.

Enactment Date	Act Number	Short Title	View
31-Dec-2015	04	The Commercial Courts, Commercial Division and Commercial Appellate Division of High Courts Act, 2015.	View...
26-Sep-1939	30	The Commercial Documents Evidence Act, 1939	View...



# ACCESSING FORMS TO BE SUBMITTED TO THE COURT.

Forms to be submitted to the Courts can be freely downloaded from the websites at [court.mah.gov.in](http://court.mah.gov.in) and [districts.ecourts.gov.in/maharashtra](http://districts.ecourts.gov.in/maharashtra)

Home :: District Cou... x +

court.mah.nic.in/courtweb/index\_eng.php#

Text Size: Change Contrast:

**District Courts, Maharashtra**  
court.mah.nic.in

Skip to Main Content | Skip to Navigation | Screen Reader Access | Site Map | मराठी

Maharashtra Judiciary | Case Status | Court Orders | Cause Lists | Services | Fees | Information Centre | Downloads Forms | Contact Us

District Courts, Maharashtra

**Downloads Forms - Other Form**

Select District:

- Case Status
- Court Orders
- Cause Lists

1. Filing form
2. Address Form
3. Bail Bond Form
4. List Of Documents Form Produced by plaintiff/Defendant
5. Motor Accident Claim Tribunal
6. MACP Medi Form
7. MACP Police Report
8. Memorandum Of Appearance
9. Notice to Produce Document
10. Process Fee Form
11. Surety Bond Form
12. Vakalatnama Form

Mumbai City Civil Co... x +

https://districts.ecourts.gov.in/mumbai-citycivil-court

India > Mumbai-citycivil-court

**Mumbai City Civil Court**

**CITY CIVIL AND SESSIONS COURT, MUMBAI**

In 1728, under a Royal Charter, the Court of Oyer and Terminer and Jail (Gaol) delivery, came to be established in Bombay. The Court was composed of the Governor and some members of his Council, who as Justices of the Peace, had jurisdiction to try all offences except high treason.

In 1798, the Recorder's Court with powers to exercise Civil and Criminal Jurisdiction, was created. In 1824, the Recorder's Court was replaced by the Supreme Court with jurisdiction conferred to the Hon'ble and Chief of District. At that time, the Recorder's Court was replaced by the Supreme Court with jurisdiction conferred to the Hon'ble and Chief of District.

**Latest Announcements**

- CITIZEN CHARTER-2017
- CIS & Other Case Information of Dindoshi Court
- List of Ready Certified Copies for the period of Jan-2015 to Dec-2017
- Notice regarding Ready Certified

**Services**

- Case Status
- Court order
- Cause List

**Forms**

**Judges On Leave**

**Jurisdictions**

**About Us**

- History
- Contact Us

**Important Information**

- RTI INFORMATION 2018
- Applicability of Government Resolution

**Circular Notices**

**Notifications**

**Duty Magistrate**

**Pleaders and Bar Association**

**Police Station Wise Magistrate**

## **TRACKING OF CASE STATUS:-**

•Advocates and other stakeholders can track their case and obtain information of the Cases on:

◦ [services.ecourts.gov.in](http://services.ecourts.gov.in)

◦ [court.mah.nic.in](http://court.mah.nic.in) (Bilingual website.)

▪ On e-Courts Website: Advocates and Stakeholders can track the Status of Case by CNR Number, Case No., FIR No., Party Name, Advocate Name, Filing Number of the Case, Act Name, Case Type Wise and Village Name.

▪ Cause List can also be viewed on these websites.

▪ Advocates and other stakeholders can obtain copies of Orders/Judgments of Court from these websites.

▪ Copies or Orders/Judgments can be downloaded by Case Number, Court Number of the Court which passes the Order/Judgment, Party Name and Order Date.

•Status of Case can be tracked with the Mobile Application : eCourts Services.

•Status of Case can be tracked through Pull SMS.

•Case Status can be tracked by scanning QR Code of Case with QR Code Scanner in eCourts Services Mobile Application.

•Status updates can be tracked from SMS and emails sent by Courts to registered Advocate.

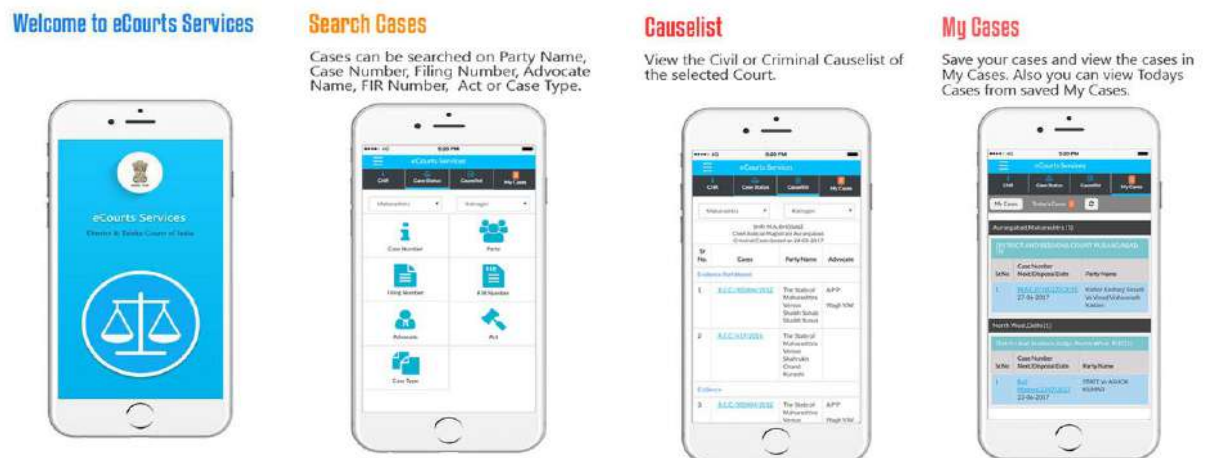
•Advocate Diary on e-Courts Website

Advocates and other stakeholders can track their case and obtain information of the Cases from the websites at **services.eCourts.gov.in** and **court.mah.nic.in** (court.mah.nic.in is a bilingual website.)

The screenshot shows the 'Case Status' search page on services.eCourts.gov.in. The page has a blue header with the 'ECOURTS SERVICES' logo and navigation links for Home, Supreme Court, High Courts, District Courts, NJDG, and Contact Us. A search menu on the left includes links for CNR Number, Case Status, Court Orders, and Cause List. The main search area is titled 'Case Status' and features dropdown menus for 'Maharashtra', 'Mumbai City Civil Court', and 'Mumbai City Sessions Court'. Below these are tabs for 'Party Name', 'Case Number', 'Filing Number', 'Advocate Name', 'FIR Number', 'Act', and 'Case Type'. The search criteria section includes 'Case Status : Search by Petitioners/Respondents Name', a 'Petitioner / Respondent' input field, a 'Registration Year' field, and radio buttons for 'Pending', 'Disposed', and 'Both'. A captcha verification section with a 'Go' and 'Reset' button is also present. A 'How to' section provides instructions: i. Click here to view help video. ii. Enter the Party Name, in part (minimum 3 characters) or full - e.g. for searching the Party Name "Ramesh Narayan Yadav" either Ramesh, Narayan, Yadav, Ram, Nar etc. can be given as the search criteria. iii. Party Name maybe the name of the Petitioner, Plaintiff, Complainant, Respondent, Defendant, Appellant, Accused or Extra Party.

The screenshot shows the 'Case Status' search page on court.mah.nic.in. The page has a white header with the 'District Courts, Maharashtra' logo and navigation links for Maharashtra Judiciary, Case Status, Court Orders, Cause Lists, Services, Fees, Information Centre, Downloads Forms, and Contact Us. A banner image of a court building is displayed. Below the banner are 'Latest' and 'Related Links' sections. A search dropdown menu is open, showing 'Mumbai-City Civil Court-मुंबई' and a list of search criteria: Case Status, Case Number, FIR Number, Party Name, Advocate Name, Filing Number, Act, Case Type, and Village Name. A red arrow points from the 'Case Status' link in the 'Related Links' section to the search dropdown menu.

## Status of Case can be tracked with the Mobile Application : **eCourts Services.**



- Android / iOS Mobile Application can be freely downloaded by the Judges, Advocates and other stakeholders from the Google Store / Apple Store.
- Advocates can get the details of the Cases anytime from anywhere.
- QR Code is available for each case. These QR Codes can be scanned with the mobile application to get information of Case.
- Stakeholders can generate Cause List from anywhere using this mobile application.
- 'My Cases' is the Best Management feature of this mobile application.
- Advocates can save all / important cases as 'My Cases'. They can obtain information of these Cases just by clicking these cases.
- 'My Cases' feature is a Portfolio Management Tool for Advocates.

**•Staus of Case can be tracked through Pull SMS:-**

- PULL SMS SERVICE: Advocates and stakeholders can get information of the Cases anytime through SMS.
- To Know current status of a case by Return SMS, Advocates can send the following SMS:
- SMS ECOURTS<space> <your CNR Number> To 9766899899.

**•Tracking of Case Status by scanning QR Code of Case with QR Code Scanner in e-Courts Services Mobile Application.**

- QR CODE SCANNER IN THE ECOURT SERVICES MOBILE APPLICATION : Unique QR Code is available for every case on the e-Courts website. These QR Codes can be downloaded, printed or pasted. By scanning QR Code with the help of the QR Code Scanner in e-Court Services Mobile Application, the current status of the cases can be obtained.

**•Status updates can be tracked from SMS and Email sent by Courts to every registered Advocate.**

- SMS AND EMAIL SERVICE : If Mobile Number and/or Email Address of Advocates and Litigants are entered in the Case Information System of the Court, Advocates and Litigants can get Status of Case, Next Date of Case through SMS and/or Email regularly.
- Facility to send a Cause List to such Advocates by email is available.

## •Advocate Diary on eCourts Website :

○ Advocates can generate a list of all the cases in which they are Advocate and/or generate list of cases of a particular Date in which they are Advocate from the e-Courts websites at **services.ecourts.gov.in** and **court.mah.nic.in**.

○ This feature offers a personal Portfolio Management Tool for Advocates.

○ Advocates can see at a glance all their Cases which are listed on a particular date.

The screenshot displays the 'ECOURTS SERVICES' website for District and Taluka Courts of India. The navigation bar includes links for Home, Supreme Court, High Courts, District Courts, NJDG, and Contact Us. The main content area is titled 'Case Status' and features a search menu on the left with options for CNR Number, Case Status, Court Orders, and Cause List. The search interface includes dropdown menus for Maharashtra, Mumbai City Civil Court, and Mumbai City Sessions Court. Search criteria include Party Name, Case Number, Filing Number, Advocate Name, FIR Number, Act, and Case Type. The 'Case Status: Search by Advocate Name' section has radio buttons for Advocate Name, Bar Code, and Date Case List, with sub-options for Pending, Disposed, and Both. A captcha field with the text 'nhbgy' and a 'Go' button are present. A 'How to' section provides instructions: i. Click here to view help video. ii. The Cases can be searched by either clicking on the Advocate Name, Bar Registration Number or Advocate's Cause List (to view the date wise cause list of Advocate) option buttons. iii. On clicking the Advocate Name option button, enter the Name of the Advocate in the box, in part (minimum 3 characters) or full - e.g. for searching

This screenshot shows a different view of the 'Case Status: Search by Advocate Name' interface. At the top, there is a banner for 'District Courts, Maharashtra' with a background image of a court building. The search criteria are more detailed, including 'Court Complex' (with a dropdown menu) and 'Court Establishment'. The search options are Advocate Name, Bar Code, and Date Case List. The captcha field shows 'mchf4'. There are radio buttons for Pending, Disposed, and Both. A 'Go' button is visible. On the right side, there is a sidebar menu with expandable sections for Case Status, Case Number, FIR Number, Party Name, Advocate Name, Filing Number, Act, Case Type, Village Name, Court Orders, and Cause Lists.