

***e-tools***  
*for Lawyers*

# **INDEX**

<b><i>Sr. No.</i></b>	<b><i>Particular</i></b>	<b><i>Page No.</i></b>
<b>1</b>	<b>Accessing Laws, Regulations and Case Laws.</b>	<b>1</b>
1.1	e-Library on the website of Bombay High Court.	2
1.2	Bombay High Court's Library Blog.	2
1.3	Online Judgment information system- <i>judis.nic.in</i> .	3
1.4	Judgments of Supreme Court- <i>supremecourtofindia.nic.in</i> .	3
1.5	Judgments of Bombay High Court- <i>bombayhighcourt.nic.in</i> .	4
1.6	Judgments of District/Taluka Courts - <i>services.ecourts.gov.in</i> & <i>court.mah.nic.in</i>	4 to 5
1.6	Database of Central Legislation- <i>indiacode.nic.in</i> .	6
<b>2</b>	<b>Accessing forms to be submitted to the Court.</b>	<b>7</b>
<b>3</b>	<b>Tracking of Case status</b>	<b>8</b>
3.1	Websites: services.ecourts.gov.in and court.mah.nic.in	9
3.2	Mobile Application : eCourts Services.	10
3.3	Pull SMS facility	11
3.4	Scanning of QR Code of Case with QR Code Scanner in the e-Courts Services Mobile Application.	11
3.5	Advocate Diary on e-Courts website	12

## **ACCESSING LAWS, REGULATIONS AND CASE LAWS :**

•Advocates can freely access Law, Regulations & Case Laws from the following websites:-

- e-Library on the website of the Bombay High Court.
- The Bombay High Court's Library Blog.
- Online Judgment information system on [judis.nic.in](http://judis.nic.in).
- Judgments of Supreme Court can be downloaded from the website at [supremecourtofindia.nic.in](http://supremecourtofindia.nic.in).
- Judgments of the Bombay High Court can be downloaded from the website at [bombayhighcourt.nic.in](http://bombayhighcourt.nic.in).
- Judgments of the District/Taluka Courts can be downloaded from the websites at [services.ecourts.gov.in](http://services.ecourts.gov.in) & [court.mah.nic.in](http://court.mah.nic.in)
- Database of Central Legislation on [indiacode.nic.in](http://indiacode.nic.in).

eLibrary on the website of Bombay High Court at <http://bombayhighcourt.nic.in/libweb/judlibindex.html>

The screenshot shows the Bombay High Court eLibrary website. The browser address bar displays [bombayhighcourt.nic.in/libweb/judlibindex.html](http://bombayhighcourt.nic.in/libweb/judlibindex.html). The page features a navigation menu with categories: LIBRARY SERVICES, FREE DATABASES, JUDGEMENTS, RECENT INFO, E-BOOKS, CONSTITUTION, INTERNATIONAL LAW, and NDII. A 'What's New' section on the right lists recent legislative updates. Below the navigation menu, there are several promotional banners for heritage books, including 'A Heritage of Judging The Bombay High Court Through 150 Years', 'CENTENARY HIGH COURT AT BOMBAY 1862-1962', and 'POST CENTENARY SILVER JUBILEE 1862-1967'. A 'CERTIFICATE OF CONTENT CONTRIBUTION' is also displayed, along with a photograph of the library's interior.

The Bombay High Court's Library Blog at <http://bhcjudgeslibrary.blogspot.com/>

The screenshot shows the Bombay High Court's Library Blog. The browser address bar displays [bhcjudgeslibrary.blogspot.com](http://bhcjudgeslibrary.blogspot.com/). The page is dated Thursday, 30 August 2018. The main content area is titled 'Recent Judgments' and lists several Supreme Court and Bombay High Court cases with their respective dates. A 'Recent Notification' section is also visible. The right sidebar contains a 'Judges' Library at Mumbai' image, a 'My Blog List' section with a link to 'the PRS Blog', and a 'Blog Archive' dropdown menu.

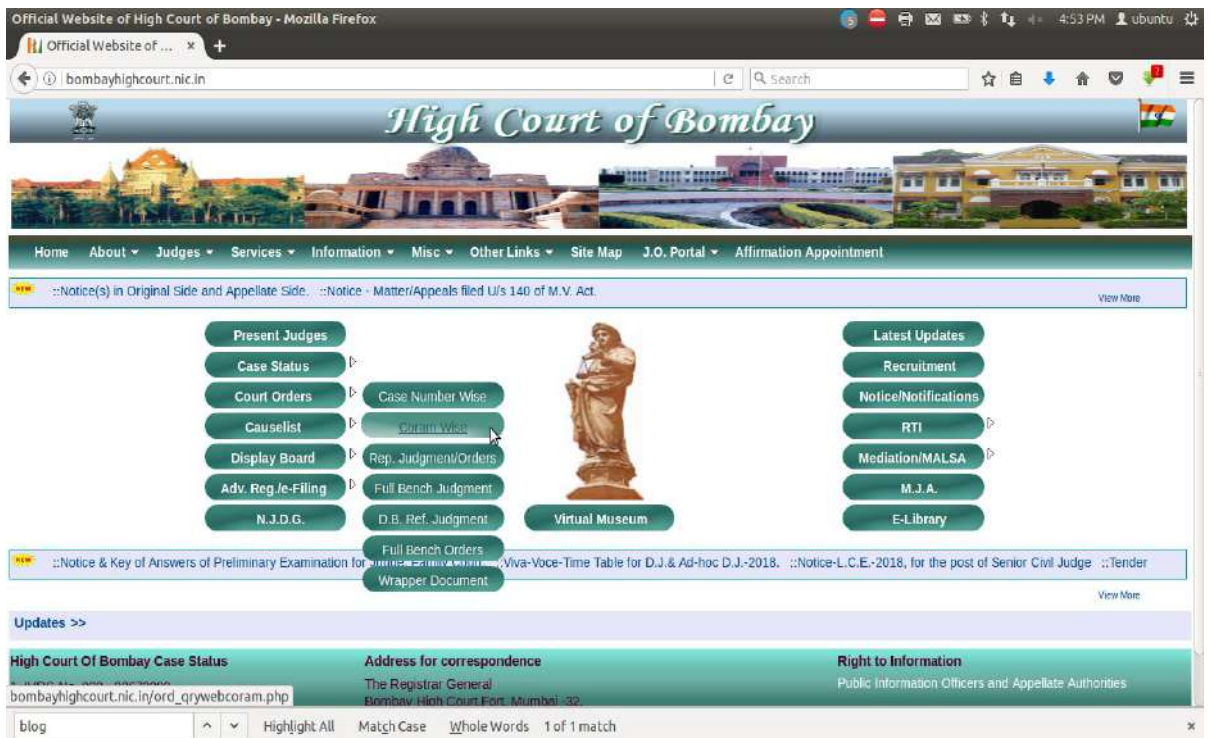
## Online Judgment information system on judis.nic.in.

The screenshot shows the homepage of the Judgments Information System (judis.nic.in). The page features a navigation menu with categories like Home, Counselists, Case Status, Court Websites, India Code, and Indian Courts. A sidebar on the left lists various High Courts and Tribunals. The main content area displays a welcome message and a brief description of the system's scope, which includes judgments from the Supreme Court of India and several High Courts.

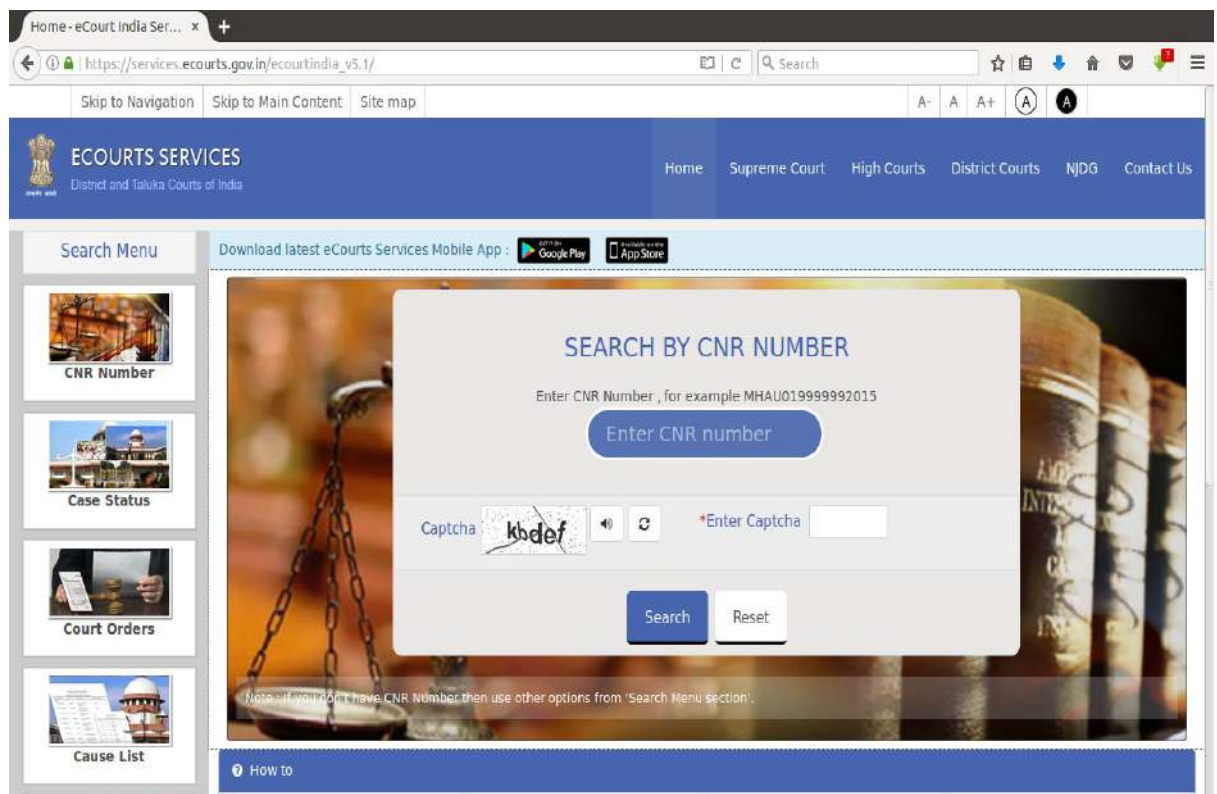
Judgments of Supreme Court can be downloaded from the website at [supremecourtindia.nic.in](https://supremecourtindia.nic.in).

The screenshot displays the official website of the Supreme Court of India (www.sci.gov.in). The page is titled 'SUPREME COURT OF INDIA' and features the national emblem and the motto '॥ यतो धर्मस्ततो जयः ॥'. A navigation menu includes options like HOME, COLLEGIUM RESOLUTIONS, CASE STATUS, JUDGMENTS, CAUSELIST, DAILY ORDERS, OFFICE REPORT, and COPYING. A sidebar on the left provides a 'NAVIGATION' menu with links to various court-related services. The main content area contains a search form for judgments, with fields for Case No., Diary No., Judgment Date, Judge Name, Parties, Actwise, Const. Bench, and Free Text. Below this, there are dropdown menus for Case Type, Number, Year, and Reportable, along with a Submit button.

Judgments of Bombay High Court can be downloaded from the website at **bombayhighcourt.nic.in**.



Judgments of District/Taluka Courts can be downloaded from the websites at **services.ecourts.gov.in** & **court.mah.nic.in**



The Website **court.mah.nic.in** is bilingual. Information is available in English and Marathi.

Home :: District Cou... x +

court.mah.nic.in/courtweb/index\_eng.php#

110% Search

Text Size: Change Contrast:

**District Courts, Maharashtra**  
court.mah.nic.in

Skip to Main Content | Skip to Navigation | Screen Reader Access | Site Map | मराठी

Maharashtra Judiciary | Case Status | Court Orders | Cause Lists | Services | Fees | Information Centre | Downloads Forms | Contact Us

District Courts, Maharashtra

Latest | Related Links

Select District

- Case Status
- Court Orders
- Cause Lists

Eligible List of Candidates for the Post of Peon for Interview [ 17 Jul, 2018]

Thane - List of candidates called for interview for the post of Peon/Hamal [ 17 Jul, 2018]

Ahmedangar:- Result of Activeness & Cleanliness - PEON [ 17 Jul, 2018]

मुख्यपृष्ठ :: जिल्हा न्यायालये, महाराष्ट्र

court.mah.nic.in

मुख्य विषयाकडे जा | मेरिटेशन जा | स्क्रीन रीडर प्रवेश | साइटमॅप | English

मजकूर आकार: तीव्रता बदला:

महाराष्ट्र न्यायीक संस्था | प्रकरणाची सद्यःस्थिती | न्यायालयीन आदेश | वादसुधि | सेवा | बुल्क | माहिती केंद्र | डाउनलोड बज्र | संपर्क

नवीन | संबंधित दुवे

जिल्हा निवडा

- प्रकरणाची सद्यःस्थिती
- न्यायालयीन आदेश
- वादसुधि

बातम्या आणि घडामोडी

District Court Nagpur-inviting Quotations for Pest Control [ 28 Aug, 2018]

Change of dates in Oral Interview for the post of Peon [ 21 Aug, 2018]

District Court, Pune- JUNIOR CLERK-Interview Time Table [ 10 Aug, 2018]

District Court, Pune- PEON-Interview Time Table [ 10 Aug, 2018]

# Database of Central Legislation on [indiacode.nic.in](http://indiacode.nic.in).

The screenshot displays the India Code website interface. The header includes the India Code logo and the tagline "Digital Repository of All Central and State Acts". The navigation menu contains links for Home, About Us, Browse, State Acts, Important Acts, Repealed Acts, Upload, Central Acts (Hindi), and (Regional Languages). A search bar is present with a "GO" button.

**SEARCH RESULTS**

SEARCH: Central Act Legislation | FOR commercial Courts Act | Go | START A NEW SEARCH

**Add filters:**  
Use filters to refine the search results.  
Long Title | Contains | Add

Results/Page: 10 | Sort items by: Relevance | In order: Descending | Update

Results 1-10 of 133 (Search time: 0.036 seconds). | previous | 1 | 2 | 3 | 4 | ... | 14 | next

Enactment Date	Act Number	Short Title	View
31-Dec-2015	04	The Commercial Courts, Commercial Division and Commercial Appellate Division of High Courts Act, 2015.	View...
26-Sep-1939	30	The Commercial Documents Evidence Act, 1939	View...
		ion of Corruption Act, 1988	View...

<https://indiacode.nic.in/simple-search>

**DISCOVER**

**MINISTRY**

- Ministry of Finance: 24
- Ministry of Home Affairs: 20
- Ministry of Housing and Urban Aff...: 14
- Ministry of Commerce and Industry: 11
- Ministry of Law and Justice: 8

next >

**DEPARTMENT**

- Department of Financial Services: 17
- Department of States: 14
- Department of Commerce: 6
- Department of Revenue: 6
- Department of Industrial Affairs: 2



# ACCESSING FORMS TO BE SUBMITTED TO THE COURT.

Forms to be submitted to the Courts can be freely downloaded from the websites at [court.mah.gov.in](http://court.mah.gov.in) and [districts.ecourts.gov.in/maharashtra](http://districts.ecourts.gov.in/maharashtra)

Home :: District Cou... x +

court.mah.nic.in/courtweb/index\_eng.php#

Text Size: Change Contrast:

**District Courts, Maharashtra**  
court.mah.nic.in

Skip to Main Content | Skip to Navigation | Screen Reader Access | Site Map | मराठी

Maharashtra Judiciary | Case Status | Court Orders | Cause Lists | Services | Fees | Information Centre | Downloads Forms | Contact Us

District Courts, Maharashtra

**Downloads Forms - Other Form**

Select District:

- Case Status
- Court Orders
- Cause Lists

1. Filing form
2. Address Form
3. Bail Bond Form
4. List Of Documents Form Produced by plaintiff/Defendant
5. Motor Accident Claim Tribunal
6. MACP Medi Form
7. MACP Police Report
8. Memorandum Of Appearance
9. Notice to Produce Document
10. Process Fee Form
11. Surety Bond Form
12. Vakalatnama Form

Mumbai City Civil Co... x +

https://districts.ecourts.gov.in/mumbai-citycivil-court

India > Mumbai-citycivil-court

**Mumbai City Civil Court**

**CITY CIVIL AND SESSIONS COURT, MUMBAI**

In 1728, under a Royal Charter, the Court of Oyer and Terminer and Jail (Gaol) delivery, came to be established in Bombay. The Court was composed of the Governor and some members of his Council, who as Justices of the Peace, had jurisdiction to try all offences except high treason.

In 1798, the Recorder's Court with powers to exercise Civil and Criminal Jurisdiction, was created. In 1824, the Recorder's Court was replaced by the Supreme Court with jurisdiction conferred to the Hon'ble and Chief of District. At that time, the Recorder's Court was replaced by the Supreme Court with jurisdiction conferred to the Hon'ble and Chief of District.

**Latest Announcements**

- CITIZEN CHARTER-2017
- CIS & Other Case Information of Dindoshi Court
- List of Ready Certified Copies for the period of Jan-2015 to Dec-2017
- Notice regarding Ready Certified

**Services**

- Case Status
- Court order
- Cause List

**Forms**

**Judges On Leave**

**Jurisdictions**

**About Us**

- History
- Contact Us

**Important Information**

- RTI INFORMATION 2018
- Applicability of Government Resolution

**Circular Notices**

**Notifications**

**Duty Magistrate**

**Pleaders and Bar Association**

**Police Station Wise Magistrate**

## **TRACKING OF CASE STATUS:-**

•Advocates and other stakeholders can track their case and obtain information of the Cases on:

◦ [services.ecourts.gov.in](http://services.ecourts.gov.in)

◦ [court.mah.nic.in](http://court.mah.nic.in) (Bilingual website.)

▪ On e-Courts Website: Advocates and Stakeholders can track the Status of Case by CNR Number, Case No., FIR No., Party Name, Advocate Name, Filing Number of the Case, Act Name, Case Type Wise and Village Name.

▪ Cause List can also be viewed on these websites.

▪ Advocates and other stakeholders can obtain copies of Orders/Judgments of Court from these websites.

▪ Copies or Orders/Judgments can be downloaded by Case Number, Court Number of the Court which passes the Order/Judgment, Party Name and Order Date.

•Status of Case can be tracked with the Mobile Application : eCourts Services.

•Status of Case can be tracked through Pull SMS.

•Case Status can be tracked by scanning QR Code of Case with QR Code Scanner in eCourts Services Mobile Application.

•Status updates can be tracked from SMS and emails sent by Courts to registered Advocate.

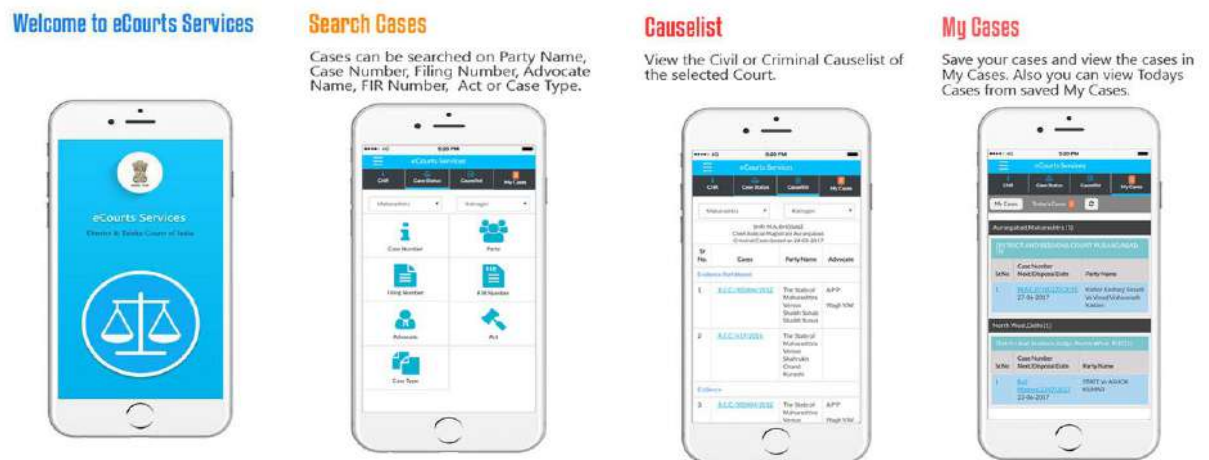
•Advocate Diary on e-Courts Website

Advocates and other stakeholders can track their case and obtain information of the Cases from the websites at **services.eCourts.gov.in** and **court.mah.nic.in** (court.mah.nic.in is a bilingual website.)

The screenshot shows the 'Case Status' search page on services.eCourts.gov.in. The page has a blue header with the 'ECOURTS SERVICES' logo and navigation links for Home, Supreme Court, High Courts, District Courts, NJDG, and Contact Us. A search menu on the left includes links for CNR Number, Case Status, Court Orders, and Cause List. The main search area is titled 'Case Status' and features dropdown menus for 'Maharashtra', 'Mumbai City Civil Court', and 'Mumbai City Sessions Court'. Below these are tabs for 'Party Name', 'Case Number', 'Filing Number', 'Advocate Name', 'FIR Number', 'Act', and 'Case Type'. The search criteria section includes 'Case Status : Search by Petitioners/Respondents Name', a 'Petitioner / Respondent' input field, a 'Registration Year' field, and radio buttons for 'Pending', 'Disposed', and 'Both'. A captcha verification section is also present with a 'Go' and 'Reset' button. A 'How to' section provides instructions: i. Click here to view help video. ii. Enter the Party Name, in part (minimum 3 characters) or full - e.g. for searching the Party Name "Ramesh Narayan Yadav" either Ramesh, Narayan, Yadav, Ram, Nar etc. can be given as the search criteria. iii. Party Name maybe the name of the Petitioner, Plaintiff, Complainant, Respondent, Defendant, Appellant, Accused or Extra Party.

The screenshot shows the 'Case Status' search page on court.mah.nic.in. The page has a white header with the 'District Courts, Maharashtra' logo and navigation links for Maharashtra Judiciary, Case Status, Court Orders, Cause Lists, Services, Fees, Information Centre, Downloads Forms, and Contact Us. A banner image of a court building is displayed. Below the banner are 'Latest' and 'Related Links' sections. A search dropdown menu is open, showing 'Mumbai-City Civil Court-मुंबई' and a list of search criteria: Case Status, Case Number, FIR Number, Party Name, Advocate Name, Filing Number, Act, Case Type, and Village Name. A red arrow points from the 'Case Status' link in the 'Related Links' section to the search dropdown menu.

## Status of Case can be tracked with the Mobile Application : **eCourts Services.**



- Android /iOs Mobile Application can be freely downloaded by the Judges, Advocates and other stakeholders from the Google Store / Apple Store.
- Advocates can get the details of the Cases anytime from anywhere.
- QR Code is available for each case. These QR Codes can be scanned with the mobile application to get information of Case.
- Stakeholders can generate Cause List from anywhere using this mobile application.
- 'My Cases' is the Best Management feature of this mobile application.
- Advocates can save all /important cases as 'My Cases'. They can obtain information of these Cases just by clicking these cases.
- 'My Cases' feature is a Portfolio Management Tool for Advocates.

**•Staus of Case can be tracked through Pull SMS:-**

- PULL SMS SERVICE: Advocates and stakeholders can get information of the Cases anytime through SMS.
- To Know current status of a case by Return SMS, Advocates can send the following SMS:
- SMS ECOURTS<space> <your CNR Number> To 9766899899.

**•Tracking of Case Status by scanning QR Code of Case with QR Code Scanner in e-Courts Services Mobile Application.**

- QR CODE SCANNER IN THE ECOURT SERVICES MOBILE APPLICATION : Unique QR Code is available for every case on the e-Courts website. These QR Codes can be downloaded, printed or pasted. By scanning QR Code with the help of the QR Code Scanner in e-Court Services Mobile Application, the current status of the cases can be obtained.

**•Status updates can be tracked from SMS and Email sent by Courts to every registered Advocate.**

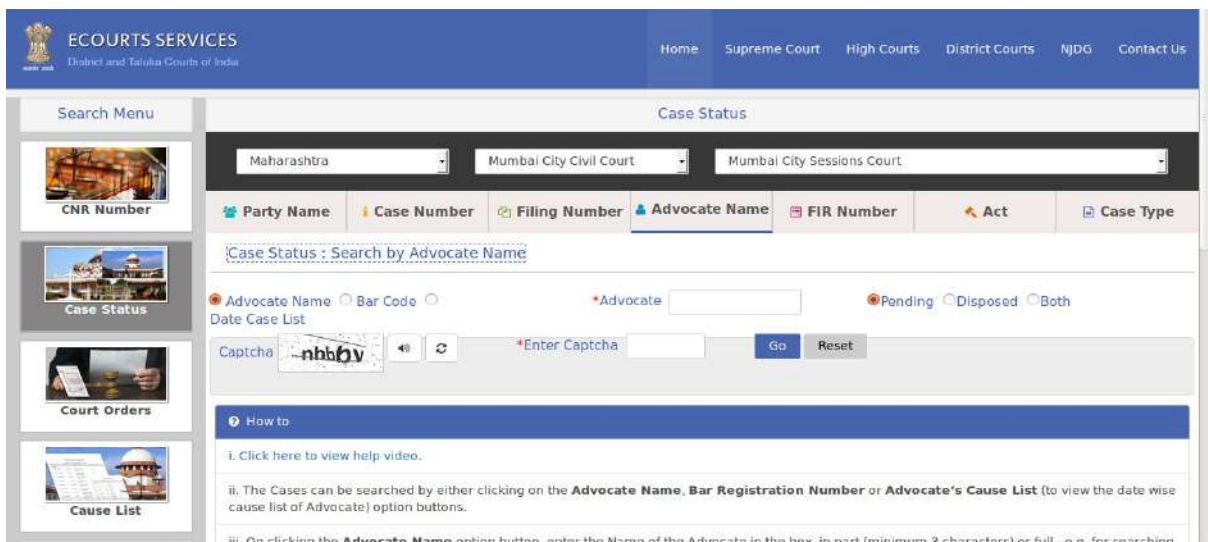
- SMS AND EMAIL SERVICE : If Mobile Number and/or Email Address of Advocates and Litigants are entered in the Case Information System of the Court, Advocates and Litigants can get Status of Case, Next Date of Case through SMS and/or Email regularly.
- Facility to send a Cause List to such Advocates by email is available.

## •Advocate Diary on eCourts Website :

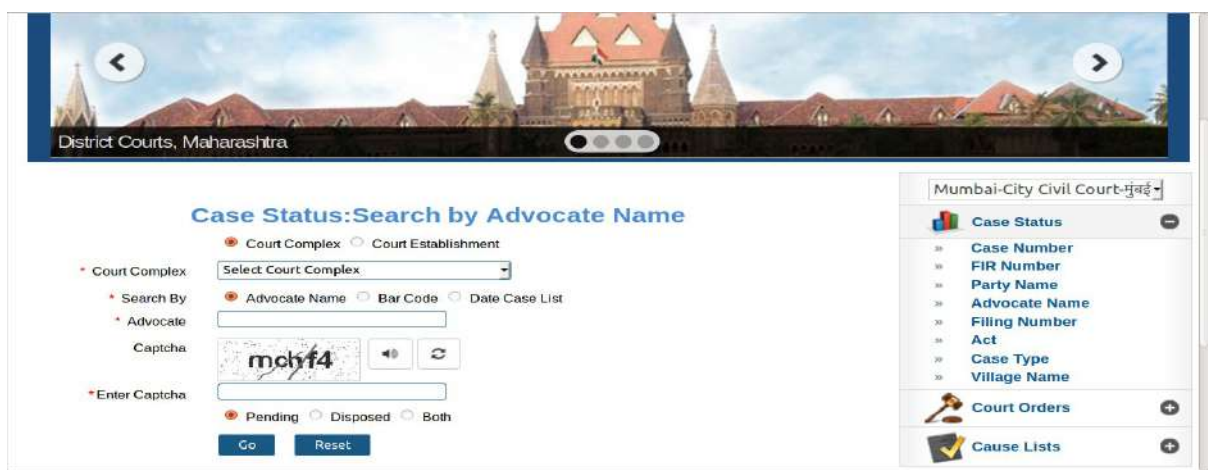
○ Advocates can generate a list of all the cases in which they are Advocate and/or generate list of cases of a particular Date in which they are Advocate from the e-Courts websites at **services.ecourts.gov.in** and **court.mah.nic.in**.

○ This feature offers a personal Portfolio Management Tool for Advocates.

○ Advocates can see at a glance all their Cases which are listed on a particular date.



The screenshot shows the 'ECOURTS SERVICES' website for District and Taluka Courts of India. The navigation bar includes Home, Supreme Court, High Courts, District Courts, NJDG, and Contact Us. The main content area is titled 'Case Status' and features a search menu on the left with options for CNR Number, Case Status, Court Orders, and Cause List. The search interface includes dropdown menus for Maharashtra, Mumbai City Civil Court, and Mumbai City Sessions Court. Search criteria include Party Name, Case Number, Filing Number, Advocate Name, FIR Number, Act, and Case Type. The 'Case Status: Search by Advocate Name' section has radio buttons for Advocate Name, Bar Code, and Date Case List, with sub-options for Pending, Disposed, and Both. A captcha field with the text 'nhbqv' and a 'Go' button are also present. A 'How to' section provides instructions: i. Click here to view help video. ii. The Cases can be searched by either clicking on the Advocate Name, Bar Registration Number or Advocate's Cause List (to view the date wise cause list of Advocate) option buttons. iii. On clicking the Advocate Name option button, enter the Name of the Advocate in the box, in part (minimum 3 characters) or full - e.g. for searching



The screenshot shows the 'District Courts, Maharashtra' section of the eCourts Services website. The main content area is titled 'Case Status: Search by Advocate Name'. It features a search menu on the left with options for Case Status, Case Number, FIR Number, Party Name, Advocate Name, Filing Number, Act, Case Type, and Village Name. The search interface includes a dropdown menu for Mumbai City Civil Court. Search criteria include Court Complex, Court Establishment, Search By, Advocate Name, Bar Code, and Date Case List, with sub-options for Pending, Disposed, and Both. A captcha field with the text 'mchf4' and a 'Go' button are also present. A 'How to' section provides instructions: i. Click here to view help video. ii. The Cases can be searched by either clicking on the Advocate Name, Bar Registration Number or Advocate's Cause List (to view the date wise cause list of Advocate) option buttons. iii. On clicking the Advocate Name option button, enter the Name of the Advocate in the box, in part (minimum 3 characters) or full - e.g. for searching