



ePay

eCourts Digital Payment

eCourt Digital Payment User Manual

pay.ecourts.gov.in

ePay - eCourts Digital Payment

pay.ecourts.gov.in



न्याय विभाग
DEPARTMENT OF
JUSTICE



Table of Contents

1.	Introduction	2
2.	Court Fee.....	3
2.1	New Case.....	4
2.2	Existing Case.....	8
2.2.1	Procedure using CNR Number	8
2.2.2	Procedure using Case Number.....	9
2.2.3	Procedure using Filing Number.....	10
2.3	View Previous Transactions.	11
3.	Verification and defacement of GRN in CIS	13
3.1	Verification of GRN in CIS.....	13
3.2	Deface GRN in CIS	13
3.3	Defaced eChallan	14

Table of Figures

Figure 1 :	Court Fee - New Case	4
Figure 2 :	Court Fee - GRAS page	5
Figure 3 :	GRN	5
Figure 4 :	Bank Page.....	6
Figure 5 :	Successful transaction - Print Acknowledgement.....	6
Figure 6 :	eChallan.....	7
Figure 7 :	Court Fee - Existing Case	8
Figure 8 :	Court Fee - Existing Case	9
Figure 9 :	Court Fee - Existing Case	10
Figure 10 :	Court Fee – View Previous Transactions.....	11

1. Introduction

Website URL: <https://pay.ecourts.gov.in> is developed for the purpose of depositing various types of Amounts in the Court through online mode.

On the web site following four options are available.

- Court Fee
- Judicial Deposit
- Fine
- Penalty

Of the above four options, ePay Portal is integrated with Online Receipts Portal of the respective State (e.g., GRAS, eGRAS) for online Payment of Court Fee. To avail this facility the payer is required to have a net-banking account with any of the banks listed by the respective state government portals. Facility of Payment across the Bank Counter is also made available (with limited Banks) for those who do not have net banking account.

- This is a 24X7 facility and citizen can make the payment any time of the day.
- On-Line filling of single challan form facilitates minimum fields of the challan to be filled.

Challan generated from ePay portal is submitted by the litigant/advocate in the court along with the case filed. The challan is verified and defaced in the court by using CIS S/W so that the same challan is not used again for any other purpose.

2. Court Fee

Two options are provided to pay court fee

1. Payment of Court Fee in **New Case**

Use this option if case is not registered.

2. Payment of Court Fee in **Existing Case**

Existing case can be searched by CNR number, Case Number and Filing number

3. View previously paid Court Fee Transactions

User can view his /her own transactions using **View Previous Transaction** option

2.1 New Case

Payment of Court Fee in New Case

Select State, District, and Establishment.

Enter Party Name Amount of Court fee, Remarks, Mobile Number.

The screenshot shows a web form for paying court fees. At the top, there are radio buttons for 'New Case' (selected) and 'Existing Case'. Below are dropdown menus for 'State' (Maharashtra), 'District' (Aurangabad), and 'Establishment' (District and Sessions Court, Aura). Text input fields are provided for 'Party Name' (archana), 'Amount' (1), 'Remark', and 'Mobile No' (9022800996). A blue 'View Transaction' button is located below the mobile number field. A red-bordered box contains the 'Terms and Conditions' text: 'The web site pay.ecourts.gov.in is designed and developed by National Informatics Centre under eCourts project'. Below this is a checked checkbox 'I agree to above Terms and Conditions'. A grey 'Generate OTP' button is positioned to the left of the 'Enter OTP' field, which contains the number '7167'. To the right of the OTP field is a blue 'Verify' button and a timer showing '1:23' with a sandglass icon. The footer contains logos for Digital India, india.gov.in, and the Department of Justice, along with the text 'Last Reviewed and Updated on : 06 Jul 2018' and 'Download eCourts Services App :'. The footer also includes the text 'न्याय विभाग DEPARTMENT OF JUSTICE'.

Figure 1 : Court Fee - New Case

- Select the check box for “I Agree to above Terms and Conditions.”
- Click on Generate OTP and an OTP will be received on your mobile.
- Enter OTP within 2 Minutes of OTP generation and click on ‘Verify’ button.
- User can regenerate the OTP after 2 minutes.

- After verification, page of the Online Payment Portal for the respective state will be displayed.
- Select Bank for Internet Banking and click on 'Proceed for Payment'.

Payment For : **District And Sessions Court (PAY-ECOURTS)**

Payment Mode: e-Payment SBI epay Payment Gateway

Scheme: 0030034801

Tin No.:

Dealer Name: archana

Department ID: NMHAU0120180000453

Challan Amount: ₹ 1

Receipt Financial Year: 2018-2019

Payment Period: One Time

Select Bank: BANK OF MAHARASHTRA

Buttons: [Proceed for Payment](#) [Cancel](#)

Figure 2 : Court Fee - GRAS page

- GRN number will be generated.

Your GRN Number Is
MH004886998201819E
Note Down Your GRN Number For Future Reference

OK

Figure 3 : GRN

Note the GRN Number Generated (for future reference).

- Click 'OK'.

User will be redirected to Bank Site.

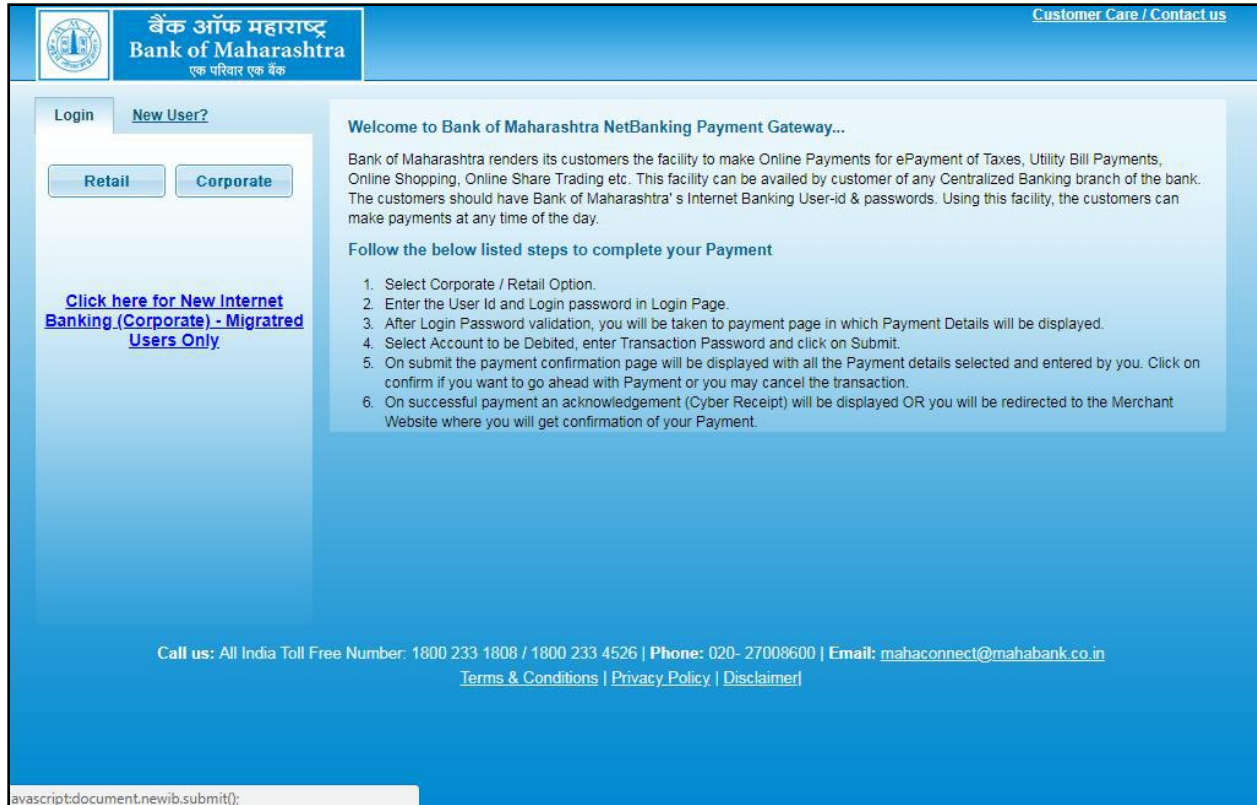


Figure 4 : Bank Page

After payment, Transaction successful message with **Print Acknowledgement** will be displayed. Click on **Print Acknowledgement** to view e-Challan.

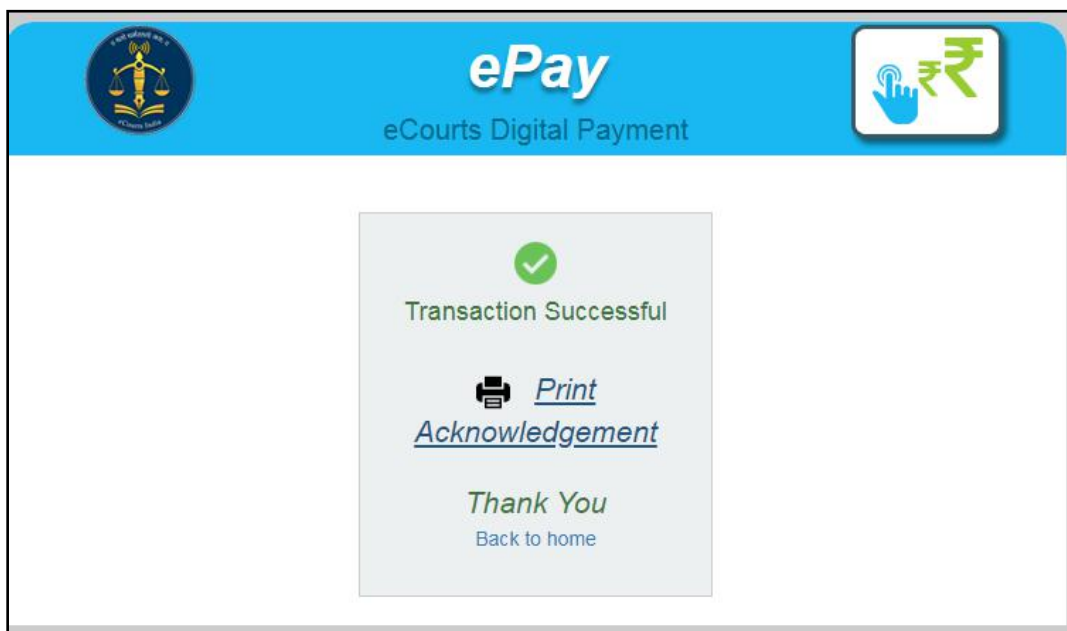


Figure 5 : Successful transaction - Print Acknowledgement

2.2 Existing Case

Court Fee can be paid in existing case by using CNR Number /Case Number/Filing Number.

2.2.1 Procedure using CNR Number

- Enter 16 digit CNR number to search existing case
- Select Party Name, Amount of Court fee, Remarks, Mobile Number Enter Mobile Number
- Select check box, to accept terms and conditions.
- Enter OTP within 2 Minutes of generation of OTP and click on 'Verify'.
- After verification, GRAS (Government Receipt Accounting System) page will be displayed.

Further process remains same as explained above for New Case Number

The screenshot shows the ePay web interface for paying Court Fee. The header includes the ePay logo and 'eCourts Digital Payment'. Below the header, there are four tabs: 'Court Fee' (selected), 'Judicial Deposit', 'Fine', and 'Penalty'. The main content area is titled 'Court Fee' and contains the following fields and options:

- Case Selection:** Radio buttons for 'New Case' and 'Existing Case' (selected).
- Search Method:** Radio buttons for 'CNR' (selected), 'Case No.', and 'Filing No.'.
- CNR Number:** A text input field containing 'MHAH160006682018' and a 'Go' button.
- Case Details:**
 - Case No.: R.C.C/0000053/2018
 - Court No.: 1
 - Designation: CIVIL JUDGE J.D. J.M.F.C.AKOLE
- Party:** A dropdown menu for 'State' and a text input field for 'Enter New Party Name'.
- Amount:** A text input field for 'Amount'.
- Mobile No:** A text input field for 'Enter Mobile No'.
- Terms and Conditions:** A red-bordered box containing the text: 'The web site pay.ecourts.gov.in is designed and developed by National Informatics Centre under eCourts project'. Below it is a checkbox labeled 'I agree to above Terms and Conditions'.

The footer of the page includes the logos for Digital India, india.gov.in, and the Department of Justice. It also contains the text: 'This site is designed, hosted and maintained by National Informatics Centre (NIC) Ministry of Electronics & Information Technology, Government of India. © 2018 eCommittee Supreme Court of India. All Rights Reserved'. On the right side of the footer, it says 'Last Reviewed and Updated on : 06 Jul 2018' and 'Download eCourts Services App :', followed by icons for Google Play and the App Store.

Figure 7 : Court Fee - Existing Case

2.2.2 Procedure using Case Number

- Select Option Case Number.
- Select Case Type, Case Number, Year. Enter 'Go'.

The screenshot displays the ePay website interface for making a court fee payment. The top navigation bar includes the ePay logo and a 'eCourts Digital Payment' banner. Below the banner, there are four main payment categories: Court Fee, Judicial Deposit, Fine, and Penalty. The 'Court Fee' category is selected. The form is divided into two sections: 'New Case' and 'Existing Case'. The 'Existing Case' section is active, showing a form with the following fields and values:

- State:** Maharashtra
- District:** Aurangabad
- Establishment:** District and Sessions Court, Aura
- Case Type:** R.C.A. - Regular Civil Appeal
- Case Number:** 15
- Year:** 2018
- Party:** Lalman Basanta Belewar
- Amount:** 1
- Mobile No.:** [Redacted]

A 'Go' button is located to the right of the Case Number and Year fields. At the bottom of the form, there is a 'Terms and Conditions' section with a red border and text stating: 'The web site pay.ecourts.gov.in is designed and developed by National Informatics Centre under eCourts project'.

Figure 8 : Court Fee - Existing Case

- Select Party Name, Amount of Court fee, Remarks, Mobile Number Enter Mobile Number
- Select check box, to accept terms and conditions.
- Enter OTP within 2 Minutes of generation of OTP and click on 'Verify'.
- After verification, GRAS (Government Receipt Accounting System) page will be displayed.

Further process remains same as explained above for New Case Number.

2.2.3 Procedure using Filing Number

Same procedure as Case Number

The screenshot shows the ePay interface for 'Court Fee - Existing Case'. The header includes the ePay logo and 'eCourts Digital Payment'. Below the header are four tabs: 'Court Fee' (selected), 'Judicial Deposit', 'Fine', and 'Penalty'. The main content area is titled 'Court Fee' and contains a form with the following fields and options:

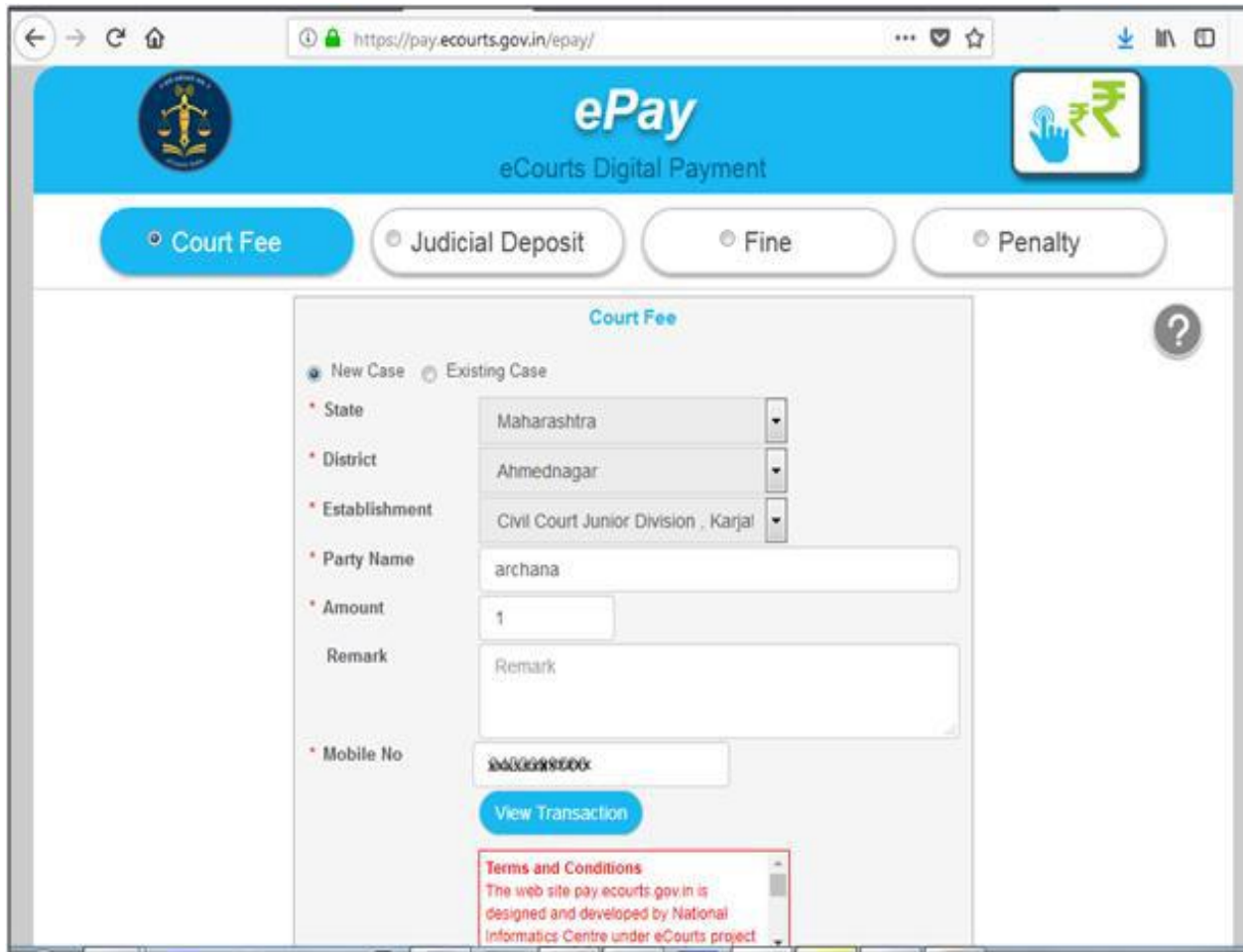
- New Case Existing Case
- CNR Case No. Filing No.
- * State: Maharashtra
- * District: Aurangabad
- * Establishment: District and Sessions Court, Auru
- * Case Type: PWDVA Appeal - Appeal under C
- * Filing Number: 1024 * Year: 2018
- * Party: Select Party (with input field 'Enter New Party Name')
- * Amount: Amount (with input field)
- * Mobile No: Enter Mobile No (with input field)
- Terms and Conditions: The web site pay.ecourts.gov.in is designed and developed by National Informatics Centre under eCourts project
- I agree to above Terms and Conditions

The footer contains logos for Digital India, india.gov.in, and the Department of Justice. It also includes the text: 'This site is designed, hosted and maintained by National Informatics Centre (NIC) Ministry of Electronics & Information Technology, Government of India. © 2018 eCommittee Supreme Court of India. All Rights Reserved'. On the right, it states 'Last Reviewed and Updated on : 06 Jul 2018' and provides links to download the eCourts Services App from Google Play and the App Store.

Figure 9 : Court Fee - Existing Case

2.3 View Previous Transactions.

User can view their previous transactions by entering Party Name and Mobile number



The screenshot displays the ePay interface for viewing previous transactions. The browser address bar shows <https://pay.ecourts.gov.in/epay/>. The page header includes the ePay logo and the text "eCourts Digital Payment". Below the header, there are four tabs: "Court Fee" (selected), "Judicial Deposit", "Fine", and "Penalty". The "Court Fee" section contains a form with the following fields:

- New Case Existing Case
- * State: Maharashtra
- * District: Ahmednagar
- * Establishment: Civil Court Junior Division , Karjal
- * Party Name: archana
- * Amount: 1
- Remark: Remark
- * Mobile No:

A blue "View Transaction" button is located below the form. A red-bordered box at the bottom of the form contains the following text:

Terms and Conditions
The web site pay.ecourts.gov.in is designed and developed by National Informatics Centre under eCourts project

Figure 10 : Court Fee – View Previous Transactions

View Transaction button will be enabled, after clicking on it, list of previous transactions will be shown as follows:

The screenshot displays a web browser window with the URL <https://pay.ecourts.gov.in/epay/>. The page title is "Court Fee". A modal window titled "Transaction List" is open, showing a table of transactions. The table has the following data:

Sr. No.	Party Name	Amount (₹)	Date	GRN No.	Bank CIN No.	Action
1	archana	1.00	08-08-2018	Get Challan Details	Get Bank Details	View Challan
2	archana	1.00	08-08-2018	Get Challan Details	Get Bank Details	View Challan
3	archana	1.00	08-08-2018	Get Challan Details	Get Bank Details	View Challan
4	archana	1.00	08-08-2018	Get Challan Details	Get Bank Details	View Challan
5	archana	1.00	08-08-2018	Get Challan Details	Get Bank Details	View Challan
6	archana	1.00	08-08-2018	Get Challan Details	Get Bank Details	View Challan
7	archana	1.00	08-08-2018	MH004883989201819E	02300042018080853425	View Challan
8	archana	1.00	07-08-2018	MH004868008201819E	02300042018080752200	View Challan
9	archana	1.00	07-08-2018	MH004838962201819E	02300042018080749829	View Challan
10	archana	1.00	06-08-2018	MH004834736201819E	02608672018080639600	View Challan
11	archana	1.00	06-08-2018	MH004834521201819E	02608672018080639598	View Challan
12	archana	1.00	06-08-2018	MH004831069201819E	02300042018080649221	View Challan
13	archana	1.00	06-08-2018	MH004830440201819E	02300042018080649179	View Challan
14	archana	1.00	06-08-2018	MH004825331201819E	Get Bank Details	View Challan

At the bottom of the page, there is a footer with the following information:

- Logos for Digital India and india.gov.in.
- Text: "न्याय विभाग DEPARTMENT OF JUSTICE".
- Text: "Last Reviewed and Updated on : 06 Jul 2018".
- Text: "Download eCourts Services App :".
- Text: "This site is designed, hosted and maintained by National Informatics Centre (NIC) Ministry of Electronics & Information Technology, Government of India.".

All successful and failed transactions are shown in the list. If any transaction is not successful and GRN no. is not generated then 'Get Challan Details' hyperlink will be enabled, which on clicking will fetch Challan details from Online Payment site. Once Challan details are fetched 'Get Bank Details' link will be enabled to fetch details from respective Bank.

Once Challan details and Bank details are available then one can view the Challan by clicking on 'View Challan'

3. Verification and defacement of GRN in CIS

Challan generated from ePay portal is submitted by the litigant/advocate in the court along with the case filed. The challan is verified and defaced in the court by using CIS S/W so that the same challan is not used again for any other purpose.

3.1 Verification of GRN in CIS

eCourtIS DISTRIK ▾ DISTRICT AND SESSIONS COURT PUNE MAHARASHTRA
SHRI. S. M. MODAK

Home / I-Court Fees / I-Court Fees / Search...

GRN No. MH004933306201819P Amount: 1
Verified Successfully

I-Court Fee

Case No. Filing No.

*Case Type: R.C.A.-1 *Case No.: 1 *Year: 2018

*Party Name: Ujjwala Deshpande

*Court Fee: 1 *GRN No.: H004933306201819P

GRN Verification No.: 0006335871201819 Party Name: Testing

Amount: 1.00 Account Details: Scheme Code: 0030034801
Scheme: Court Fees Collected in Stamps
Name IGR
Object Code: 01
Object Name: Court Fees Stamps
Amount: 1.00

3.2 Deface GRN in CIS

eCourtIS DISTRIK ▾ DISTRICT AND SESSIONS COURT PUNE MAHARASHTRA
SHRI. S. M. MODAK

Home / I-Court Fees / I-Court Fees / Search...

Updated Successfully

I-Court Fee

Case No. Filing No.

*Case Type: R.C.A.-1 *Case No.: 1 *Year: 2018

*Party Name: Ujjwala Deshpande


*Court Fee: 1 *GRN No.: H004933306201819P

GRN Verification No.: 0006335871201819 Party Name: Testing


Amount: 1.00 Account Details: Scheme Code: 0030034801
Scheme: Court Fees Collected in Stamps
Name IGR
Object Code: 01
Object Name: Court Fees Stamps
Amount: 1.00


Defacement No.: 0002572849201819

3.3 Defaced eChallan



CHALLAN
MTR Form Number-6



ORN	MH04627905201819E	BARCODE			Date	01/08/2018-12:47:30	Form ID
Department				Fayer Details			
District And Sessions Court				TAX ID (Case No.)			
Judicial Stamps				PAN No.(If Applicable)			
Type of Payment				Full Name			
Court Fees Collected in Stamps IGR				Sunil Keshav Chavan			
Office Name				Flat/Block No.			
ADD DIST AND SESSIONS COURT KHED				Premises/Building			
Location				Road/Street			
RATNAGIRI				Bhosle			
Year				Area/Locality			
2018-2019 One Time				Khed			
Account Head Details		Amount In Rs.		Town/City/District		PIN	
0030034801 Court Fees Stamps		5245.00		Khed		4 1 5 7 0 9	
Remarks (Party Details)							
Sunil Keshav Chavan Vs Madhusudan Tukaram Tapkire							
Total		5245.00		Amount In		Words	
₹ 5245.00		5,245.00		Five Thousand Two Hundred Forty Five Rupees Only			
Payment Details				FOR USE IN RECEIVING BANK			
BANK OF MAHARASHTRA				Bank CIN			
Cheque/DD Details				Ref. No.		182133895634	
				02300042018080135243			
Cheque/DD No.				Bank Date		RBI Date	
				01/08/2018-12:48:22		02/08/2018	
Name of Bank				Bank-Branch			
				BANK OF MAHARASHTRA			
Name of Branch				Scroll No. , Date			
				80802 , 02/08/2018			
Department ID :				Mobile No. :			
				5095941275			
Challan Defaced Details							
Signature valid							
Sr. No.	Remarks	Defacement No.	Defacement Date	Userid	Defacement Amount		
1	DIGITALLY SIGNED BY VIRTUAL TREASURY MUMBAI 01/08/2018 12:29:47	0002422014201819	02/08/2018-11:40:12	D8/C127	5245.00		
Total Defacement Amount					5,246.00		