


## HOW TO MAKE PAYMENT

1. Click on “Make Payment” button to proceed for paying the application fee.


<b>6</b>	<b>For SBI Payment Portal</b>	<b>Make Payment</b>	
<b>SC/ST/CAT-I and Physically Challenged have to pay Rs 100/- (Rupees Hundred Only). For others Rs 200/- (Rupees Two Hundred Only).</b>			

2. Candidates shall read and understand “Guidelines for payment” carefully.



### KARNATAKA JUDICIARY RECRUITMENT MANAGEMENT SYSTEM

PRL. DISTRICT AND SESSION COURT, BELAGAVI



Home22/12/2018

Karnataka Judiciary Online Recruitment, PRL. DISTRICT AND SESSION COURT, BELAGAVI.

**Guidelines for Mode of Payment**

**Payment is to be done through State Bank iCollect. Payment of modes are to be accepted like Net Banking (SBI Account Holder only), Credit/Debit Cards of SBI and other Banks also and Challan Form are to be generated SBI online only and submit challan to SBI Branch only.**

a. By Clicking MAKE PAYMENT button, page will direct to ONLINE STATE BANK COLLECT Payment. Select Payment Category as ONLINE RECRUITMENT. Fill up the details such as Name, Application Number, Date of Birth, appropriate fees amount and other details display on page.

a. Please do not leave any extra spaces before, in-between or After the Application No.

b. Please note First three characters should be alphabets in capitals. ie., **BGM**

c. From 4th to 7th characters should be numerical. ie., **1850**

d. From 8th to 10th characters should be alphabets in capitals. ie., **PRS**

e. Remaining from 11th to 16th characters should be numerical. ie., **000001**  
For Examples **BGM1850PRS000001** (Total 16 characters)

f. After entering all the information in the page, by Clicking on Submit button. Your entered details will be displayed, verify the details and click on Confirm button.

Page will be directed to selection of payment mode - that is Netbanking, Credit/debit card or challan, Screen. Select your payment mode and complete the payment and save receipt for your future reference.

**Online Generation for CHALLAN Form.**

If you are paying fee through challan, click on SBI BRANCH under other PAYMENT MODES button. Challan will be generated in PDF format with your fee details by the website. Save the Challan by clicking on link Pre-Acknowledgement Form in PDF

Print the challan, fill other details such as denomination and remit the amount to the nearest SBI- State Bank of India Branch. After payment keep depositor copy for your reference.

Please note the State Bank Collect Reference Number for your reference and SBI Bank has to be Confirm the transaction status of the payment made.

**Note.** PRL. DISTRICT AND SESSION COURT, BELAGAVI does not take any responsibility of transaction failure or data entry mistakes (Application Number) or Double payments.

**Once Payment is made, Fee will not be refunded under any circumstance.**

**ONLINE SBI PAYMENT PORTAL**

Application Number :

Enter the text  
as shown in the image\*

**GO**

Contents on this web site are published and managed by High Court of Karnataka, Bangalore. Copyright © 2014. All Rights Reserved.  
Best viewed with Fire fox 16 with a resolution of 1024 x 768.

3. Under “ONLINE SBI PAYMENT PORTAL”, Candidate shall enter correct “Application number” and Captcha. Click on “GO” button to proceed further for making payment.

**ONLINE SBI PAYMENT PORTAL**

Application Number :

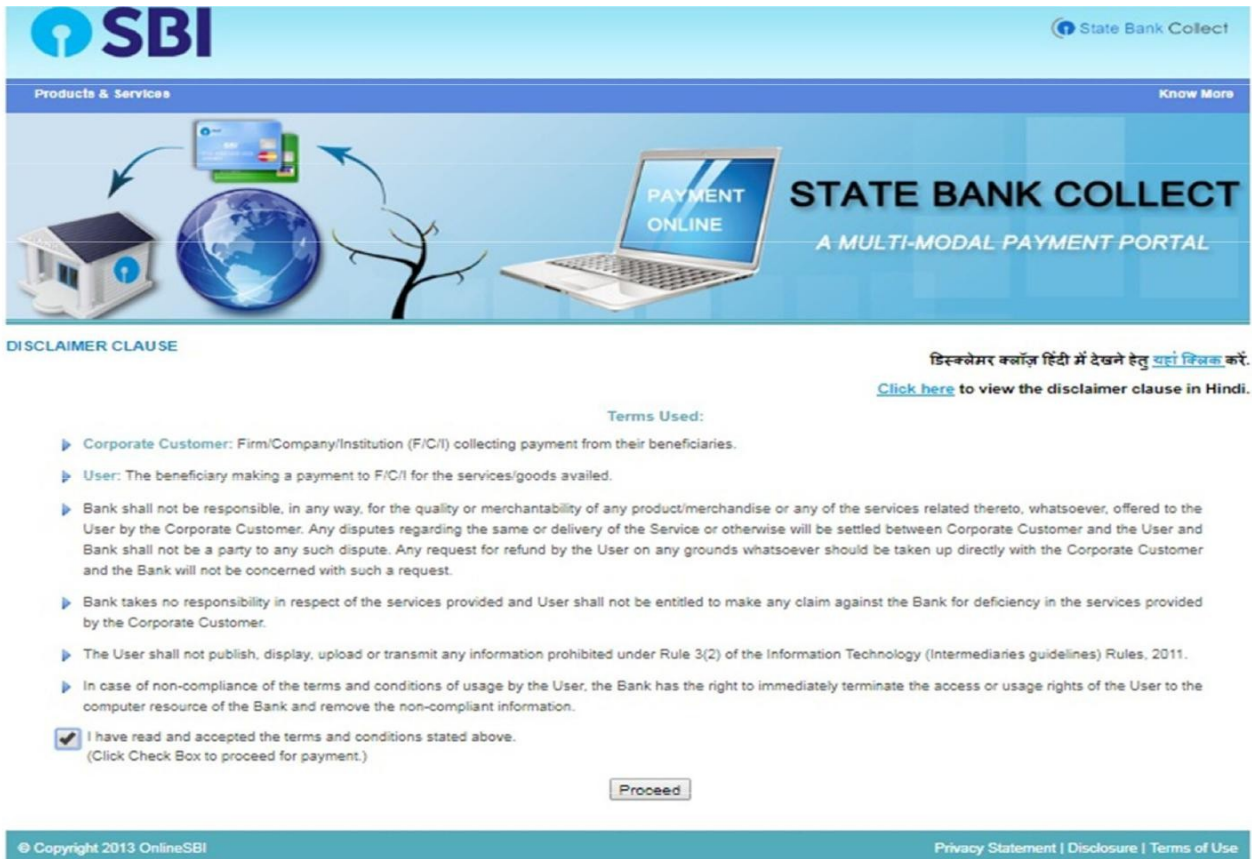
Enter the text  
as shown in the image\*

**GO**

Contents on this web site are published and managed by High Court of Karnataka, Bangalore. Copyright © 2014. All Rights Reserved.  
Best viewed with Fire fox 16 with a resolution of 1024 x 768.

Read message on the pop-up and Click OK.

4. Candidates shall click and agree to the terms and conditions of SBI Bank collect and click “Proceed” button as shown in below screen.



The screenshot displays the SBI State Bank Collect payment portal. At the top, there is a blue header with the SBI logo on the left and 'State Bank Collect' on the right. Below the header, a navigation bar contains 'Products & Services' and 'Know More'. The main content area features a banner with the text 'STATE BANK COLLECT A MULTI-MODAL PAYMENT PORTAL' and an image of a laptop displaying 'PAYMENT ONLINE'. Below the banner, there is a 'DISCLAIMER CLAUSE' section. On the right side of this section, there is a link in Hindi: 'डिस्क्लेमर क्लॉज़ हिंदी में देखने हेतु यहाँ क्लिक करें.' and a link in English: 'Click here to view the disclaimer clause in Hindi.' Below the disclaimer, there is a 'Terms Used:' section with a list of terms and conditions. At the bottom of this section, there is a checkbox that is checked, with the text 'I have read and accepted the terms and conditions stated above. (Click Check Box to proceed for payment.)' and a 'Proceed' button.

Products & Services Know More

**STATE BANK COLLECT**  
A MULTI-MODAL PAYMENT PORTAL

**DISCLAIMER CLAUSE**

डिस्क्लेमर क्लॉज़ हिंदी में देखने हेतु यहाँ क्लिक करें.  
[Click here to view the disclaimer clause in Hindi.](#)

**Terms Used:**

- ▶ Corporate Customer: Firm/Company/Institution (F/C/I) collecting payment from their beneficiaries.
- ▶ User: The beneficiary making a payment to F/C/I for the services/goods availed.
- ▶ Bank shall not be responsible, in any way, for the quality or merchantability of any product/merchandise or any of the services related thereto, whatsoever, offered to the User by the Corporate Customer. Any disputes regarding the same or delivery of the Service or otherwise will be settled between Corporate Customer and the User and Bank shall not be a party to any such dispute. Any request for refund by the User on any grounds whatsoever should be taken up directly with the Corporate Customer and the Bank will not be concerned with such a request.
- ▶ Bank takes no responsibility in respect of the services provided and User shall not be entitled to make any claim against the Bank for deficiency in the services provided by the Corporate Customer.
- ▶ The User shall not publish, display, upload or transmit any information prohibited under Rule 3(2) of the Information Technology (Intermediaries guidelines) Rules, 2011.
- ▶ In case of non-compliance of the terms and conditions of usage by the User, the Bank has the right to immediately terminate the access or usage rights of the User to the computer resource of the Bank and remove the non-compliant information.

I have read and accepted the terms and conditions stated above.  
(Click Check Box to proceed for payment.)

© Copyright 2013 OnlineSBI Privacy Statement | Disclosure | Terms of Use


5. Click on “Proceed” button, the SBI Collect page would be redirected to “Prl.District and Sessions Judge, BELAGAVI” SBI Collect page as shown below. Select Payment Category as “ONLINE RECRUITMENT”.After selecting “ONLINE RECRUITMENT” payment category, the below screen would be displayed.

State Bank Collect State Bank MOPS

are here: State Bank Collect > State Bank Collect

State Bank Collect  
Reprint Remittance Form  
Payment History

State Bank Collect 22-Dec-2018 [01:50 PM IST]



**PRL DISTRICT AND SESSIONS JUDGE BELAGAVI**  
OLD COURT COMPLEX, COURT COMPOUND, BELAGAVI , , BELGAUM-590001

Provide details of payment

Select Payment Category \* ONLINE RECRUITEMENT ▾

CANDIDATE NAME \*

APPLICATION NO(BGVXXXXXXXXXXXXX) \*

RETYPE APPLICATION NO \*

DATE OF BIRTH(DD/MM/YYYY) \*


FEES \*

Remarks

\* Please enter your Name, Date of Birth (For Personal Banking) / Incorporation (For Corporate Banking) & Mobile Number. This is required to reprint your e-receipt / remittance(PAP) form, if the need arises.  
- PLEASE CONFIRM THE FEE AMOUNT FROM RECRUITMENT NOTIFICATION BEFORE REMITTING. ONCE FEES REMITTED WILL NOT BE REFUNDED AND ADJUSTED TO ANY OTHERS

Candidates shall enter Candidate Name correctly as mentioned in online application page. Enter correct Application Number, Retype the Application Number, Enter correct date of birth as mentioned in online application page and select the Category and Post and Correct Fee from the list as prescribed for the respective categories. Candidates shall again enter the correct Candidate Name, Date of Birth and Mobile number and captcha as shown in the above screen. Click on “Submit” button to continue.

7. After Clicking “Submit” button following screen will be displayed.



State Bank Collect State Bank MOPS Exit

You are here: State Bank Collect > State Bank Collect

State Bank Collect  
Reprint Remittance Form  
Payment History

State Bank Collect 22-Dec-2018 [07:09 PM IST]

Verify details and confirm this transaction

<b>Name</b>	PRL DISTRICT AND SESSIONS JUDGE BELAGAVI
<b>Category</b>	ONLINE RECRUITEMENT
<b>CANDIDATE NAME</b>	KHALILULLA M ATTAR
<b>APPLICATION NO(BGVXXXXXXXXXXXXX)</b>	BGM1851GDP000003
<b>RETYPE APPLICATION NO</b>	BGM1851GDP000003
<b>DATE OF BIRTH(DD/MM/YYYY)</b>	6/7/1982
<b>FEES</b>	100
<b>Total Amount</b>	INR 100.00
<b>Remarks</b>	Fees

> Please ensure that you are making the payment to the correct payee.






© Copyright OnlineSBI Privacy Statement | Disclosure | Terms of U

8. Click on “Confirm” button to proceed further. The following screen would be displayed for selecting Mode of Payment option as shown in below screen. Candidates shall select the convenient mode of payment option to pay application fee.



**State Bank MOPS**  
Multi Option Payment System

State Bank Collect

ONLINE RECRUITMENT

NET BANKING	CARD PAYMENTS
 Bank Charges: 0.0	This payment mode is not available between 23:30 hours IST and 00:30 hours IST
 Bank Charges: 0.0	 State Bank ATM-cum-Debit Card Bank Charges: Rs 0.0
	 Other Banks Debit Cards Bank Charges: Rs 0.0
	 Credit Cards Bank Charges: Rs 0.0

OTHER PAYMENT MODES
 SBI BRANCH Bank Charges: Rs 59.0
 Buddy Bank Charges: Rs 5.9

Payment through debit/credit cards

Select this option to make payment through Net Banking

Select this to pay through generating Challan

Follow the procedure as prescribed by the bank to make payment through Net Banking and Card Payment. For downloading the State Bank Collect challan form, click “SBI Branch” option under “Other Payment Mode” label. The following screen would be displayed.

NOTE:- Candidates shall note down the SB Collect Reference number without fail for future reference.

9. Click on pdf link **“Click here to save the Pre-Acknowledgement form in Pdf”** to download the Challan form as shown below. Candidates shall pay the application fee in any of the SBI branches and Candidates shall secure the Depositor Copy of the Challan and display the same to the authority without fail.