

HOW TO MAKE PAYMENT

1. After successful submission of the online application, Click on 'Make Payment' Button on recruitment page to make online payment.

ಅರ್ಜಿಯನ್ನು ಯಶಸ್ವಿಯಾಗಿ ಸಲ್ಲಿಸಿದ ನಂತರ, ಆನ್‌ಲೈನ್ ಪಾವತಿ ಮಾಡಲು ನೇಮಕಾತಿ ಪುಟದಲ್ಲಿ “ಪಾವತಿ ಮಾಡಿ” ಬಟನ್ ಕ್ಲಿಕ್ ಮಾಡಿ.

4	Pass Photo size image 	Signature image 
5	List of the documents All Marks cards, Caste Certificate, Reservation Certificate	
6	For SBI Payment Portal SC/ST/CAT-I and physically challenged have to pay Rs 100/- (Rupees One Hundred Only).. Others have to pay Rs 250/- (Rupees Two Hundred and Fifty Only).	Make Payment

2. On selection of make payment button, page will be re-directed to Online Payment portal Page here you have to enter the details as showed in the image.

ಪಾವತಿ ಬಟನ್ ಆಯ್ಕೆಗೆ, ಆನ್‌ಲೈನ್ ಪೇಮೆಂಟ್ ಪೋರ್ಟಲ್ ಪುಟವನ್ನು ಮರು ನಿರ್ದೇಶಿಸಲಾಗುವುದು. ಇಲ್ಲಿ ನೀವು ಕೆಳಗಿನ ಚಿತ್ರದಲ್ಲಿ ತೋರಿಸಿರುವಂತೆ ವಿವರಗಳನ್ನು ನಮೂದಿಸಿ.

Karnataka Judiciary Online Recruitment, PRL. DISTRICT AND SESSION COURT, BALLARI.

Guidelines for Mode of Payment
Payment is to be done through State Bank iCollect. Payment of modes are to be accepted like Net Banking (SBI Account Holder only), Credit/Debit Cards of SBI and other Banks also and Challan Form are to be generated SBI online only and submit challan to SBI Branch only.

a. By Clicking MAKE PAYMENT button, page will direct to ONLINE STATE BANK COLLECT Payment. Select Payment Category as ONLINE RECRUITMENT.
Fill up the details such as Name, Application Number, Date of Birth, appropriate fees amount and other details display on page.

a. Please do not leave any extra spaces before, in-between or After the Application No.
b. Please note First three characters should be alphabets in capitals. i.e., **BLY**
c. From 4th to 7th characters should be numerical. i.e., **1874**
d. From 8th to 10th characters should be alphabets in capitals. i.e., **PRS**
e. Remaining from 11th to 16th characters should be numerical. i.e., **000001**
For Examples **BLY1874PRS000001** (Total 16 characters)

f. After entering all the information in the page, by Clicking on Submit button. Your entered details will be displayed, verify the details and click on Confirm button.
Page will be directed to selection of payment mode - that is Netbanking, Credit/debit card or challan, Screen.
Select your payment mode and complete the payment and save receipt for your future reference.

Online Generation for CHALLAN Form.
If you are paying fee through challan, click on SBI BRANCH under other PAYMENT MODES button. Challan will be generated in PDF format with your fee details by the website. Save the Challan by clicking on link Pre-Acknowledgement Form in PDF
Print the challan, fill other details such as denomination and remit the amount to the nearest SBI- State Bank of India Branch. After payment keep depositor copy for your reference.
Please note the State Bank Collect Reference Number for your reference and SBI Bank has to be Confirm the transaction status of the payment made.

Note. PRL. DISTRICT AND SESSION COURT, BALLARI does not take any responsibility of transaction failure or data entry mistakes (Application Number) or Double payments.
Once Payment is made, Fee will not be refunded under any circumstance.

ONLINE SBI PAYMENT PORTAL
Application Number :

Enter the text
as shown in the image*

GO

3. Click Go Button to redirect into SBI Online Payment Portal.

‘ಗೋ’ ಗುಂಡಿಯನ್ನು ಒತ್ತುವ ಮೂಲಕ ಎಸ್.ಬಿ.ಐ ಆನ್‌ಲೈನ್ ಪಾವತಿ ಪುಟಕ್ಕೆ ರಿಡೈರೆಕ್ಟ್ ಆಗುವಿರಿ.



DISCLAIMER CLAUSE

डिस्क्लेमर क्लॉज़ हिंदी में देखने हेतु यहां क्लिक करें.

[Click here](#) to view the disclaimer clause in Hindi.

Terms Used:

- ▶ Corporate Customer: Firm/Company/Institution (F/C/I) collecting payment from their beneficiaries.
- ▶ User: The beneficiary making a payment to F/C/I for the services/goods availed.
- ▶ Bank shall not be responsible, in any way, for the quality or merchantability of any product/merchandise or any of the services related thereto, whatsoever, offered to the User by the Corporate Customer. Any disputes regarding the same or delivery of the Service or otherwise will be settled between Corporate Customer and the User and Bank shall not be a party to any such dispute. Any request for refund by the User on any grounds whatsoever should be taken up directly with the Corporate Customer and the Bank will not be concerned with such a request.
- ▶ Bank takes no responsibility in respect of the services provided and User shall not be entitled to make any claim against the Bank for deficiency in the services provided by the Corporate Customer.
- ▶ The User shall not publish, display, upload or transmit any information prohibited under Rule 3(2) of the Information Technology (Intermediaries guidelines) Rules, 2011.
- ▶ In case of non-compliance of the terms and conditions of usage by the User, the Bank has the right to immediately terminate the access or usage rights of the User to the computer program and the Bank shall have the non-compliant information.

I have read and accepted the terms and conditions stated above.
(Click Check Box to proceed for payment.)

Please Check the check box

Proceed

4. Select the terms and condition check box and click proceed.

ಷರತು ಗಳನ್ನು ಪರಿಶೀಲಿಸಿ ಮುಂದುವರಿಯಲು ಪೈರಿಸಿಡ್ ಗುಂಡಿ ಒತ್ತಿ.

State Bank Collect State Bank MOPS

You are here: State Bank Collect > State Bank Collect

State Bank Collect
Reprint Remittance Form
Payment History

State Bank Collect

PRINCIPAL DISTRICT AND SESSIONS JUDGE, BALLARI
COURT ROAD , , BALLARI-583101

Provide details of payment

Select Payment Category *

--Select Category--

--Select Category--


Online Fee Payment

▶ Mandatory fields are marked with an asterisk
▶ The payment structure document if available
▶ Date specified (if any) should be in the format

5. Select Payment category then click 'GO'.

Candidates shall enter Candidate Name correctly as mentioned in online application page. Enter correct Application Number, Retype the Application Number, Enter correct date of birth as mentioned in online application page and select the Category and Correct Fee from the list as prescribed for the respective categories. Candidates shall again enter the correct Candidate Name, Date of Birth and Mobile number and captcha as shown in the above screen. Click on "Submit" button to continue.

ಆನ್‌ಲೈನ್ ನೇಮಕಾತಿ ಎಂದು ಪಾವತಿಯ ಪ್ರವರ್ಗವನ್ನು ಸೆಲೆಕ್ಟ್ ಮಾಡಿ.



PRINCIPAL DISTRICT AND SESSIONS JUDGE, BALLARI
COURT ROAD, , BALLARI-583101

Provide details of payment

Select Payment Category *

APPLICATION NO *

RE-ENTER APPLICATION NO *

CANDIDATE NAME *

DATE OF BIRTH *

CATEGORY *

APPLICATION FEE *

Remarks

Fee Structure: For SC, ST, CAT-I and Physically Challenged -Rs.100 and For Others (GM, CAT IIA, CAT IIB, CAT IIIA, CAT IIIB) - Rs.250

Note: Kindly make correct FEE PAYMENT with correct information, Else application will be REJECTED

Please enter your Name, Date of Birth (For Personal Banking) / Incorporation (For Corporate Banking) & Mobile Number. This is required to reprint your e-receipt / remittance(PAP) form, if the need arises.

Name *

Date of Birth / Incorporation *

Mobile Number *

Enter the text as shown in the image *

6. Enter details as showed in above image and click submits Button.

ಮೇಲೆ ಕಾಣಿಸಿದಂತೆ ವಿವರಗಳನ್ನು ನಮೂದಿಸಿ ಸಬ್ಜೆಕ್ಟ್ ಗುಂಡಿಯನ್ನು ಒತ್ತಿ.

State Bank Collect

Verify details and confirm this transaction

Name	PRINCIPAL DISTRICT AND SESSIONS JUDGE, BALLARI
Category	Online Fee Payment
APPLICATION NO	BLY1874PRS000001
RE-ENTER APPLICATION NO	BLY1874PRS000001
CANDIDATE NAME	TESTS
DATE OF BIRTH	14/2/1990
CATEGORY	ST
APPLICATION FEE	100
Total Amount	INR 100.00
Remarks	FEE

 Please ensure that you are making the payment to the correct payee.

7. Click Confirm to confirm this transaction.

ಕನ್ಫಿರ್ಮ್ ಗುಂಡಿಯನ್ನು ಒತ್ತುವ ಮೂಲಕ ನಿಮ್ಮ ಟ್ರಾನ್ಸಾಕ್ಷನ್ ಅನ್ನು ದೃಢೀಕರಿಸಿ.

State Bank MOPS Multi Option Payment System

Pay through Online Net banking SBI/Other banks

State Bank Collect

NET BANKING

SBI Bank Charges: 11.4

Other Banks Internet Banking Bank Charges: 17.1

CARD PAYMENTS

This payment mode is not available between 23:30 hours IST and 00:30 hours IST

State Bank ATM-cum-Debit Card Bank Charges: Rs 11.4

Other Banks Debit Cards Bank Charges: Rs 12.54

Credit Cards Bank Charges: Rs 12.54

OTHER PAYMENT MODES

SBI BRANCH Bank Charges: Rs 57.0

Buddy Bank Charges: Rs 5.75

To download e-Challan

Pay through Credit/Debit/ATM-cum-debit Card

Pay through SBI BUDDY App

8. Click on the proper payment option as above listed.

ಮೇಲೆ ನಮೂದಿಸಿರುವ ಪಾವತಿ ವಿಧಾನವನ್ನು ಆಯ್ಕೆ ಮಾಡಿ

State Bank Collect

Payment details captured successfully.

Please print & submit the Pre Acknowledgement Payment form to the Branch for Payment.

Payment Details:

SBCollect Reference Number	DUA6157575
Category	Online Fee Payment
APPLICATION NO	BLY1874PRS000001
RE-ENTER APPLICATION NO	BLY1874PRS000001
CANDIDATE NAME	TESTS
DATE OF BIRTH	14/2/1990
CATEGORY	ST
APPLICATION FEE	100
Transaction Charge	INR 59.00
Total Amount	INR 159.00
Remarks	FEE

[Click here to save the Pre-Acknowledgement Form in PDF](#)

[Return to State Bank Collect Home Page](#)

9. The confirmed payment acknowledgement will showed as above.

ದೃಢಪಡಿಸಿದ ಪಾವತಿ ಸ್ವೀಕೃತಿ ಮೇಲಿನಂತೆ ತೋರಿಸುತ್ತದೆ.

State Bank Collect Depositor Copy

Pre Acknowledgement Payment(PAP) Form for Payment through any SBI Branch

Date: 04-01-2019

Beneficiary/Remittance Details	
State Bank Collect Reference No.	DUA6157575
Beneficiary:	PRINCIPAL DISTRICT AND SESSIONS JUDGE, BALLARI
Category:	Online Fee Payment
Last Date of Payment:	15-03-2022 01:00
Remitter	TESTS
Collection Amount	Rs 100.00
Commission	59.00
Total (Rupees One Hundred Fifty Nine Only)	159.00
Details of Cash / Cheques:	Rs P
Total Rs	

Instructions for Depositor: This is not an e-receipt. After payment, please visit www.onlinesbi.com -> "State Bank Collect" and click on the hyperlink at the bottom of the page to generate the e-receipt.

(To be Filled in by the Bank)

Journal No: DUA6157575

Branch Name: _____

Branch Code: _____ Deposit Date: _____

Branch Stamp

Authorized Signatory

State Bank Collect Branch Copy

Pre Acknowledgement Payment(PAP) Form for Payment through any SBI Branch

Branch Teller: Use SCR.006765 Deposit -> Fee Collection -> State Bank Collect

Date: 04-01-2019

Beneficiary/Remittance Details	
State Bank Collect Reference No.	DUA6157575
Beneficiary:	PRINCIPAL DISTRICT AND SESSIONS JUDGE, BALLARI
Category:	Online Fee Payment
Last Date of Payment:	15-03-2022 01:00
Remitter	TESTS
Collection Amount	Rs 100.00
Commission	59.00
Total (Rupees One Hundred Fifty Nine Only)	159.00
Mode of Payment (Choose Either Cash / Cheque)	
Cash <input type="checkbox"/> PAN: _____	
Please quote your PAN for Cash remittance => Rs. 50,000	
Cash Notes	Amount
*2000	Rs P
*500	
*200	
*100	
*50	
*20	
*10	
Coins	
Total Rs	

Cheque

Cheque No: _____ Cheque Date: _____

Drawee Bank: State Bank of India (other bank cheques not accepted under PAP)

Branch: _____

Signature of the Depositor

Space for Bank use

Branch Stamp

10. If you have chosen Pre Acknowledgement Payment (PAP) Form (as showed in picture) please pay at any SBI bank.

ನೀವು ಪೂರ್ವ ಸ್ವೀಕೃತಿ ಪಾವತಿ (ಪಿಎಪಿ) ಫಾರಂನ್ನು ಆಯ್ಕೆ ಮಾಡಿದರೆ “ ಚಿತ್ರದಲ್ಲಿ ತೋರಿಸಿರುವಂತೆ” ದಯವಿಟ್ಟು ಯಾವುದೇ ಎಸ್.ಬಿ.ಐ ಬ್ಯಾಂಕಿನಲ್ಲಿ ಪಾವತಿಸಿ.

11. After payment of challan generated, you can download acknowledge receipt from SBI portal as showed below.

ಚೆಲನ್ನ್ನು ಪಾವತಿಸಿದ ನಂತರ, ಕೆಳಗೆ ತೋರಿಸಿರುವಂತೆ ನೀವು ಎಸ್.ಬಿ.ಐ ಪೋರ್ಟಲ್‌ನಿಂದ ಸ್ವೀಕರಿಸಿದ ಅಂಗೀಕಾರವನ್ನು ಡೌನ್‌ಲೋಡ್ ಮಾಡಬಹುದು.


5	List of the documents All Marks cards, Caste Certificate, Reservation Certificate	
6	For SBI Payment Portal SC/ST/CAT-I and physically challenged have to pay Rs 100/- (Rupees One Hundred Only).. Others have to pay Rs 250/- (Rupees Two Hundred and Fifty Only).	Make Payment
7	Re-Print Application	Re-Print
8	Payment Confirmation	Pay-Confirmation

12. Click on pay confirmed button to check the payment confirmation.



ಪಾವತಿ ದೃಢೀಕರಣವನ್ನು ಪರಿಶೀಲಿಸಲು ಪಾವತಿ ದೃಢಪಡಿಸಿದ ಗುಂಡಿ ಒತ್ತಿ

State Bank Collect 26-Jul-2017 [12:58 PM IST]

Select a date range to view details of previous payments (OR)


Date of Birth * 
(Date provided at the time of making payment)

Mobile Number *
(Mobile Number provided at the time of making payment)

Start Date * 
End Date * 

Enter the INB Reference Number (Starting with 'DU') & DOB/Mobile Number to view a specific payment


DU Reference Number *
(As appearing in your pass book/statement in the narration pertaining to the transaction)

Date of Birth * 
(Date provided at the time of making payment)

(OR)

Mobile Number *
(Mobile Number provided at the time of making payment)

Enter the text as shown in the image *

 **Mandatory fields are marked with an asterisk (*)**
Date range cannot exceed one year

© Copyright: OnlineSBI [Privacy Statement](#) | [Disclosure](#) | [Terms of Use](#)

13. Please click on Reprint Remittance form and you can reprint receipt by using DOB and mobile number provided during payment and also by using the DU reference number generated on SBI acknowledgement form.

ಮರು ಮುದ್ರಣ ರವಾನೆ ಫಾರಂ ಅನ್ನು ಕ್ಲಿಕ್ ಮಾಡಿ ಮತ್ತು ನೀವು ಪಾವತಿ ಸಮಯಲ್ಲಿ ನೀಡಲಾದ ಜನ್ಮ ದಿನಾಂಕ ಮತ್ತು ಮೊಬೈಲ್ ಸಂಖ್ಯೆಯನ್ನು ಬಳಸಿಕೊಂಡು ರಿಸೀದಿಯನ್ನು ಮರು ಮುದ್ರಣ ಮಾಡಬಹುದು ಮತ್ತು ಎಸ್.ಬಿ.ಐ ಸ್ವೀಕೃತಿ ರೂಪದಲ್ಲಿ ರಚಿಸಲಾದ ಡಿಯು ಉಲ್ಲೇಖ ಸಂಖ್ಯೆಯನ್ನು ಬಳಸಿಕೊಳ್ಳಬಹುದು.